

Qualification · [Final](#)

					S1	S2	S3	S4	S5	S6	S7	S8	S9	S10	L	A	E	D	H	Time	Total	Score	
1.	COSCUN	Mervan	FRA, Fédération Francaise de Gym	2006	2	1	2	2	3	3	4	2	1	4	1	0	17.5		9.45	14.235		41.185	88.380
					6	4	5	8	5	6	4	4	6	8	1	0	14.3	9.8	9.30	13.795		47.195	
2.	HIBON	Dayan	FRA, Fédération Francaise de Gym	2006	2	0	3	1	2	3	4	2	2	4	0	0	17.7		9.60	13.985		41.285	86.670
					8	6	8	7	7	8	4	6	8	6	0	0	13.2	9.5	9.35	13.335		45.385	
3.	LE BOURLOUT	Kewan	FRA, Fédération Francaise de Gym		1	3	4	3	4	4	2	2	2	6	0	0	16.9		9.60	13.750		40.250	86.580
					4	5	6	6	7	4	4	4	6	7	4	0	14.3	9.0	9.50	13.530		46.330	
4.	DECLERCK	Brent	BEL, GymnastiekFederatie Vlaanderen vzw	2006	4	4	4	4	4	4	4	6	6	6	2	0	15.2		9.30	14.510		39.010	85.840
					5	6	6	6	6	4	6	6	6	6	2	0	14.1	9.1	9.35	14.280		46.830	
5.	WESTBROEK	Cas	NED, FlikFlak	2006	2	2	2	4	4	3	3	2	4	4	1	0	16.9		9.50	13.885		40.285	85.380
					6	4	6	8	7	8	8	4	6	8	2	0	13.3	9.3	9.50	12.995		45.095	
6.	WINDIG	Jouke	NED, Triffis Alkmaar	2006	2	2	1	3	4	4	4	2	4	6	0	0	16.8		9.45	13.340		39.590	84.685
					6	7	8	4	5	4	6	4	6	6	2	0	14.2	8.5	9.45	12.945		45.095	
7.	VAN DE BESSELAAR	Guus	NED, FlikFlak	2006	4	3	3	2	4	4	4	2	4	6	0	0	16.4		9.35	13.425		39.175	83.705
					8	6	6	4	4	5	6	4	4	6	2	0	14.5	7.6	9.30	13.130		44.530	
8.	RADAELLI	Andrea	ITA, S.G. Milano 2000	2006	2	3	4	4	4	4	4	4	3	6	2	0	16.0		9.65	13.750		39.400	82.770
					7	5	8	6	8	4	5	8	4	8	20	0	11.7	8.8	9.50	13.370		43.370	
9.	STRIESE	Hendrik	GER, NTB	2007	4	3	2	5	5	2	3	4	3	4	0	0	16.5		9.30	12.975		38.775	81.650
					5	2	4	4	5	6	4	6	6	6	1	0	15.1	6.2	9.20	12.375		42.875	
10.	DENOLF	Rien	BEL, GymnastiekFederatie Vlaanderen vzw	2007	5	4	5	4	5	2	4	4	4	6	2	0	15.5		9.55	12.340		37.390	80.260
					8	4	8	4	5	5	6	4	6	8	2	0	14.0	6.9	9.10	12.870		42.870	
11.	BOERSMA	Tristan	NED, TSH Heerenveen	2006	4	4	3	4	6	4	5	4	4	6	0	0	15.6		9.15	12.395		37.145	79.485
					6	6	7	6	8	8	6	8	8	8	0	0	12.9	7.6	9.40	12.440		42.340	
12.	SÖSER	Tobias	AUT, Austrian Gymnastic Federation	2006	7	6	4	5	4	4	8	6	6	6	0	0	14.4		9.35	12.940		36.690	77.920
					9	5	7	8	10	8	6	8	8	9	3	0	11.9	7.4	9.50	12.430		41.230	
13.	PARENT	Louis	BEL, WIK Oostende	2006	4	4	2	3	5	4	6	4	8			0	14.0		8.65	11.570		34.220	76.690
					6	6	6	6	7	7	8	4	6	10	2	0	13.2	8.1	9.10	12.070		42.470	
14.	DEEBEN	Xabi	NED, FlikFlak	2006	5	8	6	6	4	6	6	4	5	6	4	0	14.0		9.35	11.815		35.165	76.445
					7	6	6	6	4	6	6	6	5	6	4	0	13.8	6.0	9.50	11.980		41.280	
15.	JOSÉ	Fransisco	POR, Associação de Ginástica de Santarém	2007	6	5	5	5	6	7	7	6	7	8	2	0	13.6		9.65	11.070		34.320	74.465
					9	6	9	7	6	6	9	5	8	8	1	0	12.6	7.1	9.50	10.945		40.145	
16.	DENECKER	Brooklyn	BEL, WIK Oostende	2007	5	8	8	8	8	8	6	7	6	8	0	0	12.8		9.40	11.470	-0.2 →	33.470	72.860
					7	6	6	6	5	8	8	6	5	8	4	0	13.1	4.4	9.50	12.590	-0.2 →	39.390	
17.	GEYSEN	Sam	BEL, GymnastiekFederatie Vlaanderen vzw	2007	3	3	3	4	4	2	4	3	4	6	1	0	16.3		9.55	12.975		38.825	65.070
					6	6	6	5	5	7					0	8.5	4.8	5.50	7.445		26.245		
18.	TIMMER	Thijmen	NED, KDO	2006	6	6	6	4	6	4	6	4	6	5	2	0	14.5		9.60	12.910		37.010	53.985
					8	8	9	8							0	4.7	4.0	3.45	4.825		16.975		
19.	SCHRIER	Remo	NED, Forza Gymnastica	2006	3	4	3	4	6	4	5	5	4	5	3	0	15.4		9.35	13.535		38.285	52.380
					8	5	9								0	3.8	3.1	3.00	4.195		14.095		
20.	VAN DER FLUIT	Cas	NED, FlikFlak	2006	9											0	1.1		0.80	1.300		3.200	42.295
					4	3	6	4	4	8	6	4	8	8	20	0	12.5	5.2	8.80	12.595		39.095	

🚩 Want to use this scoring system for your competitions? [Please let us know.](#) 🚩






[Qualification](#) · Final



					S1	S2	S3	S4	S5	S6	S7	S8	S9	S10	L	A	E	D	H	Time	Total	Score	
1.	WESTBROEK	Cas	NED, FlikFlak	2006	6	5	6	6	6	4	6	3	4	6	0	0	14.8	9.3	9.50	13.430	47.030	47.030	
2.	DECLERCK	Brent	BEL, GymnastiekFederatie Vlaanderen vzw	2006	6	7	6	6	5	4	6	6	4	4	0	0	14.6	9.1	8.90	14.240	46.840	46.840	
3.	WINDIG	Jouke	NED, Triffis Alkmaar	2006	5	4	6	3	4	4	6	5	5	6	1	0	15.1	8.5	9.60	13.280	46.480	46.480	
4.	HIBON	Dayan	FRA, Fédération Francaise de Gym	2006	8	5	8	8	6	7	3	3	5	5	2	0	14.0	9.5	9.00	13.895	46.395	46.395	
5.	COSCUN	Mervan	FRA, Fédération Francaise de Gym	2006	4	4	6	8	6	6	6	6	6	10	2	0	13.6	8.6	9.30	14.135	45.635	45.635	
6.	VAN DE BESSELAAR	Guus	NED, FlikFlak	2006	6	4	6	4	4	6	6	4	4	6	1	0	14.9	7.6	9.25	13.375	45.125	45.125	
7.	LE BOURLOUT	Kewan	FRA, Fédération Francaise de Gym		7	8	7	8	8	5	4	4	5	8	2	0	13.4	9.0	9.05	13.505	44.955	44.955	
8.	RADAELLI	Andrea	ITA, S.G. Milano 2000	2006	7												0	1.3	1.3	1.00	1.415	5.015	5.015

[Want to use this scoring system for your competitions? Please let us know.](#)



[Qualification](#) · Final

					S1	S2	S3	S4	S5	S6	S7	S8	S9	S10	L	A	E	D	H	Time	Total	Score
1.	BROUWERS	Megan	 NED, FlikFlak	2006	6	7	8	5	4	6	5	4	4	6	1	0	14.4	8.1	9.20	12.860	44.560	44.560
2.	WESTHUIS	Eline	 NED, G.v. Sparta Ermelo	2006	3	6	6	6	4	5	4	4	6	8	20	0	12.8	8.4	9.55	13.500	44.250	44.250
3.	VAN GELDER	Senna	 NED, FlikFlak	2006	8	6	8	6	8	6	5	6	6	8	2	0	13.1	8.8	8.70	13.225	43.825	43.825
4.	BOSSCHART	Valerie	 NED, G.v. Sparta Ermelo	2006	6	6	6	6	6	7	5	8	8	8	0	0	13.4	7.7	8.95	13.540	43.590	43.590
5.	STASOVA	Anna	 CZE, Trampoliny Liberec	2006	6	6	6	6	8	4	3	5	5	8	1	0	14.2	6.2	9.20	13.240	42.840	42.840
6.	KEIJZERWAARD, VAN	Joy	 NED, TVIJ	2006	5	8	6	5	5	6	6	5	6	4	3	0	14.1	5.4	9.30	13.985	42.785	42.785
7.	ROQUE	Rita	 POR, Associado Academica de Coimbra	2006	5	4	4	4	6							0	7.7	2.0	4.60	6.700	21.000	21.000
8.	SANTOS	Francisca	 POR, Associação de Ginástica de Santarém	2006	6	4	4	4								0	6.2	3.0	3.55	5.485	18.235	18.235

 [Want to use this scoring system for your competitions? Please let us know.](#) 



[Qualification](#) · Final

					S1	S2	S3	S4	S5	S6	S7	S8	S9	S10	L	A	E	D	H	Time	Total	Score
1.	HAGEN	Luis	GER, Trampolinakademie TV Blecher	2005	4	2	2	2	4	2	2	4	4	3	2	0	16.9	8.2	9.70	15.915	50.715	50.715
2.	GIOVANNONI	Nicolo	ITA, S.G. Milano 2000	2004	6	4	6	4	6	5	6	6	6	6	1	0	14.4	11.4	8.80	14.875	49.475	49.475
3.	DROBINSKI	Mateusz	POL, Polish Gymnastic Federation	2004	5	6	8	6	7	6	8	7	4	7	1	0	13.5	12.7	8.50	14.570	49.270	49.270
4.	FEYH	Miguel	GER, TurnTeam Hessen	2005	5	4	5	6	6	5	4	5	6	7	3	0	14.4	9.9	9.55	14.025	47.875	47.875
5.	RISCH	Valentin	GER, TurnTeam Hessen	2005	6	4	5	6	5	6	7	6	8	7	4	0	13.6	10.0	9.05	14.590	-0.2 → 47.040	47.040
6.	VAN TILBORG	Ralph	NED, KDO Apeldoorn	2004	6	4	8	4	6	5	7	5	4	5	2	0	14.4	9.8	8.65	13.880	46.730	46.730
7.	MURGO	Samuele	ITA, S.G. Milano 2000	2005	6	6	6	6	5	4	6	7	8	10	1	0	13.5	6.9	9.05	15.065	44.515	44.515
8.	VAN OVERBEEKE	Richard	NED, Pro Patria Zoetermeer	2004	5	3	6	5	5	5	6	5	6	7	0	0	14.7	7.1	9.10	13.140	44.040	44.040

[Want to use this scoring system for your competitions? Please let us know.](#)



Qualification · [Final](#)

				S1	S2	S3	S4	S5	S6	S7	S8	S9	S10	L	A	E	D	H	Time	Total	Score	
1.	DROBINSKI	Mateusz	POL, Polish Gymnastic Federation	2004	0	2	0	2	4	4	0	1	2	4	1	0	18.0		9.80	15.260	43.060	95.300
					4	4	5	4	6	4	4	6	4	5	0	0	15.4	12.7	9.40	14.740	52.240	
2.	GIOVANNONI	Nicolo	ITA, S.G. Milano 2000	2004	0	2	2	4	3	3	4	4	2	4	0	0	17.2	-2.0	9.60	14.935	39.735	89.765
					6	3	6	4	6	4	5	6	6	8	0	0	14.6	11.4	9.40	14.630	50.030	
3.	HAGEN	Luis	GER, Trampolinakademie TV Blecher	2005	1	3	4	2	4	2	4	2	3			0	15.5		8.70	14.540	38.740	87.830
					4	4	4	4	4	5	4	3	4	6	2	0	15.6	8.2	9.60	15.690	49.090	
4.	VAN TILBORG	Ralph	NED, KDO Apeldoorn	2004	0	2	0	4	4	4	4	2	4	5	0	0	17.1		9.60	13.950	40.650	87.170
					5	4	6	5	5	6	7	5	6	4	3	0	14.4	9.4	9.40	13.320	46.520	
5.	FEYH	Miguel	GER, TurnTeam Hessen	2005	2	3	4	2	3	4	6	3	4	5	0	0	16.4		9.50	14.220	40.120	85.930
					7	3	6	9	9	8	6	5	6	9	0	0	13.2	9.9	8.95	13.760	45.810	
6.	RISCH	Valentin	GER, TurnTeam Hessen	2005	4	4	4	4	2	4	5	5	4	4	0	0	16.0		9.55	14.600	40.150	85.255
					6	4	6	6	8	6	6	6	6	6	4	0	13.6	8.6	9.20	13.705	45.105	
7.	MURGO	Samuele	ITA, S.G. Milano 2000	2005	4	4	6	6	6	7	8	6	6	6	3	0	13.8		9.50	14.940	38.240	84.855
					6	6	6	6	5	6	7	8	7	8	0	0	13.5	8.1	9.55	15.465	46.615	
8.	VAN OVERBEEKE	Richard	NED, Pro Patria Zoetermeer	2004	4	4	4	4	4	6	6	6	5	8	0	0	14.9		9.65	13.365	37.915	81.585
					5	4	5	6	4	6	6	6	6	9	4	0	13.9	7.1	9.65	13.020	43.670	
9.	VAN BEEK	Fenno	NED, SV Omnia 2000 Aalsmeer	2005	4	4	4	4	6	5	6	4	7	7	4	0	14.5		9.45	13.380	37.330	79.450
					9	8	10	9	10	8	8	6	9	10	2	0	11.1	9.1	9.05	12.870	42.120	
10.	HAM	Cayden	NED, KDO Apeldoorn	2004	2	3	3	4	4	5	4	4	6	8	0	0	15.7		9.25	12.440	37.390	78.940
					8	6	7	8	8	6	6	7	8	10	20	0	10.6	9.1	8.90	12.950	41.550	
11.	GUILHERME	José	POR, Associação de Ginástica de Santarém	2004	6	6	4	6	8	7	8	9	8	6	4	0	12.8		9.55	13.240	35.590	76.045
					6	6	6	5	6	8	6	5	8	8	4	0	13.2	4.8	9.30	13.155	40.455	
12.	HOMEM	Gabriel	POR, Associação de Ginástica de Santarém	2004	6	6	6	9	8	8	9	8	7	10	4	0	11.9		9.20	13.020	34.120	75.815
					8	8	10	8	8	8	9	6	8	10	3	0	11.4	7.6	9.10	13.595	41.695	
13.	VAN TOL	Sem	NED, SV Omnia 2000 Aalsmeer	2005	5	6	9	6	6	10	8	8	6	8	0	0	12.8		9.45	12.190	34.440	74.815
					9	8	10	8	8	10	10	8	10	9	2	0	10.8	7.6	9.60	12.375	40.375	
14.	POVYSIL	Radek	CZE, Trampoliny Liberec	2004	6	6	7	8	8	6	8	5	6	6	2	0	13.2		9.50	11.905	34.605	72.825
					9	6	8	10	6	10	10	8	9	10	4	0	11.0	6.8	8.90	11.520	38.220	
15.	BOTELHO	André	POR, Associação de Ginástica de Santarém	2004	4	10	6	7	6	4	6	8	8	7	4	0	13.0	-2.0	9.45	12.395	32.845	72.475
					6	10	7	8	6	6	6	8	6	6	2	0	12.9	4.4	9.50	12.830	39.630	
16.	KOLAR	Daniel	CZE, Trampoliny Liberec	2004	8	10	9	10	10	8	8	8	8	10	0	0	11.1		9.00	12.340	32.440	70.295
					8	9	8	8	10	8	8	10	8	10	0	0	11.3	4.9	9.30	12.355	37.855	
17.	STARCZYNSKI	Wiktor	POL, Polish Gymnastic Federation	2004	1	3	2	4	3	4	0	1	1	3	0	0	17.8		9.50	16.060	43.360	69.360
					5	3	7	1	4						0	8.0	5.7	4.50	7.800	26.000		
18.	BOSS	Mika	NED, AGV De Springbokken	2005	6	8	8	6	7	7	6	9	10	10	3	0	12.0		9.00	10.830	31.830	68.340
					8	10	9	6	6	7	6	8	10	10	3	0	11.7	4.9	9.05	10.860	36.510	
19.	PONDES	Harris	NED, RGV Ruurlo	2004	6	6	6	6	6	6	6	8	6	10	0	0	13.4		9.25	12.760	35.410	67.470
					5	6	7	8	8	8	6				0	9.2	4.4	9.40	9.060	32.060		
20.	STOFFELS	Wannes	BEL, KSGT	2004	5	9	8	8	10						0	6.0		4.80	5.495	16.295	51.370	
					6	10	8	10	9	8	10	8	9	10	20	0	9.2	5.5	9.20	11.175	35.075	
21.	VASCONCELOS	Bruno	POR, Associação de Ginástica de Santarém	2005	6	4	4	4	6	6	5	6	6	6	0	0	14.7		9.15	14.680	38.530	47.240
					8	10									0	2.2	1.8	1.80	2.910	8.710		

Want to use this scoring system for your competitions? [Please let us know.](#)



[Qualification](#) · Final

					S1	S2	S3	S4	S5	S6	S7	S8	S9	S10	L	A	E	D	H	Time	Total	Score
1.	SIEPETOWSKA Julia	POL, Polish Gymnastic Federation	2005	5	4	4	4	4	4	4	4	4	4	5	2	0	15.6	8.9	9.30	13.850	-0.2 → 47.450	47.450
2.	STEPANOVA Miroslawa	NED, Triffis Alkmaar	2004	4	4	4	2	3	4	5	4	4	4	6	4	0	15.6	8.0	8.95	14.315	46.865	46.865
3.	BRAAF Luisa	GER, Trampolinakademie TV Blecher	2004	5	6	4	4	2	4	6	4	5	5	5	2	0	15.3	8.7	8.85	14.015	46.865	46.865
4.	SCHWERTZ Amandine	FRA, Fédération Francaise de Gym	2004	6	4	5	6	5	8	8	7	6	7	7	1	0	13.7	10.0	9.30	13.335	46.335	46.335
5.	KOLA Sheridan	GER, NTB	2005	6	4	6	5	6	6	6	4	4	6	5	0	0	14.8	7.6	9.65	14.250	46.300	46.300
6.	LANGNER Sabrina	GER, NTB	2004	5	6	6	6	6	5	4	6	6	8	8	1	0	14.1	8.0	9.10	13.785	44.985	44.985
7.	AXIOPOULOS Melina	GER, Rheinischer Turnverband	2004	4	5	6	4	5	4	6	6	5	5	5		0	13.5	7.2	8.15	12.785	41.635	41.635
8.	VALERO Desiree	ESP, Spain	2005	5	4	4										0	4.7	3.4	2.70	4.240	15.040	15.040

[Want to use this scoring system for your competitions? Please let us know.](#)



Qualification · [Final](#)

					S1	S2	S3	S4	S5	S6	S7	S8	S9	S10	L	A	E	D	H	Time	Total	Score	
1.	MARTINEZ	Andres	ESP, Spain	2002	0 4	1 5	2 4	0 4	2 4	2 5	2 4	1 4	0 4	4 4	1 0	0 0	18.5 15.8	9.60 14.2	9.40 15.690	16.385 15.690	44.485 55.090	99.575	
2.	SANTOS	Lucas	POR, Associação de Ginástica de Santarém	2002	0 3	2 6	2 4	2 5	3 2	4 3	5 3	4 4	1 4	2 4	2 8	0 1	0 0	17.3 15.7	9.60 10.5	9.60 16.360	17.300 16.360	44.200 52.160	96.360
3.	HOERNER	Emile	FRA, Fédération Francaise de Gym	2003	2 4	0 6	4 6	2 4	3 6	3 2	4 4	2 4	0 4	2 4	0 4	0 2	0 0	17.8 15.4	9.55 12.3	9.00 14.795	15.525 14.795	42.875 51.495	94.370
4.	DE VROE	Eugeni	ESP, Spain	2002	1 4	4 4	2 4	4 3	4 4	3 3	5 4	3 4	3 4	1 6	1 20	0 0	0 0	16.9 14.0	9.25 12.0	9.00 16.350	16.555 16.350	42.705 51.350	94.055
5.	SÖRMAN	Emre	NED, FlikFlak	2002	0 6	3 3	0 6	2 4	2 4	4 6	4 4	4 6	4 6	4 7	6 1	0 0	0 0	17.1 14.7	9.70 10.3	9.15 16.065	16.595 16.065	43.395 50.215	93.610
6.	LEROUX	Baptiste	FRA, Fédération Francaise de Gym	2003	2 6	2 5	2 6	4 9	4 8	1 2	4 5	1 6	1 7	3 8	0 2	0 0	0 0	17.6 13.6	9.25 11.9	9.70 15.070	15.285 15.070	42.135 50.270	92.405
7.	RAMACHER	Simon	GER, Rheinischer Turnverband	2002	2 3	4 2	5 4	6 4	5 4	3 4	4 6	4 4	3 4	4 7	1 3	0 0	0 0	15.9 15.5	9.40 8.4	9.20 16.000	16.375 16.000	41.675 49.100	90.775
8.	REMY	Victor	FRA, Fédération Francaise de Gym	2003	4 6	2 3	2 6	2 4	4 6	2 4	3 4	6 6	5 5	7 8	2 0	0 0	0 0	16.1 14.8	9.30 11.8	9.10 14.545	15.120 14.545	40.520 50.245	90.765
9.	PAZOUR	Marius	AUT, Austrian Gymnastic Federation	2003	2 4	4 2	4 6	4 6	4 4	2 7	4 7	6 4	4 6	4 6	4 1	0 0	0 0	15.8 14.7	9.35 8.4	9.30 15.045	15.370 15.045	40.520 47.445	87.965
10.	HOUBEN	Joney	BEL, Gym 90 Beringen	2002	6 4	6 4	4 6	6 5	6 6	4 3	4 5	6 5	5 7	6 6	0 0	0 0	0 0	14.7 14.9	9.00 8.6	9.15 15.895	15.385 15.895	39.085 48.545	87.630
11.	MELNICHUK	Eduard	GER, NTB	2003	3 7	5 6	6 9	5 4	6 5	3 6	6 5	5 4	4 6	6 8	4 1	0 0	0 0	14.7 13.9	9.55 9.1	9.20 14.825	15.455 14.825	39.705 47.025	86.730
12.	BRITO	Simão	POR, Associação de Ginástica de Santarém	2003	3 5	2 4	3 6	4 5	6 6	4 8	3 8	3 6	4 6	6 6	4 0	0 0	0 0	15.8 14.0	9.35 8.2	8.80 14.945	15.375 14.945	40.525 45.945	86.470
13.	KREZELOK	Kordian	POL, Polish Gymnastic Federation	2003	2 2	2 2	3 4	4 5	6 4	6 4	6 4	3 6	5 8	4 10	0 3	0 0	0 0	15.9 14.8	9.60 6.2	9.50 14.810	15.080 14.810	40.580 45.310	85.890
14.	KUSDEMIR	Günay	BEL, GymnastiekFederatie Vlaanderen vzw	2003	3 6	3 6	2 8	4 5	3 8	4 6	5 6	2 6	6 5	5 6	20 5	0 0	0 0	14.3 13.3	9.15 10.1	9.55 14.200	14.745 14.200	38.195 47.150	85.345
15.	MUNSTERS	Finn	NED, KDO Apeldoorn	2002	4 6	4 8	4 9	4 7	6 9	5 10	2 10	2 8	4 7	5 10	5 5	0 0	0 0	15.5 11.1	9.40 10.4	9.00 14.220	15.480 14.220	40.380 44.720	85.100
16.	REUS	Martijn	NED, Triffis Alkmaar	2002	6 8	6 6	6 8	6 8	8 8	4 6	5 7	1 6	2 7	5 8	0 0	0 0	0 0	15.1 12.8	9.45 9.1	9.40 14.250	14.825 14.250	39.375 45.550	84.925
17.	KAAGMAN	Daan	NED, Triffis Alkmaar	2002	5 6	5 5	5 6	7 6	7 4	6 8	6 8	6 8	6 5	6 8	4 0	0 0	0 0	13.7 13.6	9.40 8.2	9.65 14.805	15.050 14.805	38.150 46.255	84.405
18.	TUTTAS	Joshua	GER, TurnTeam Hessen	2002	2 8	4 6	4 9	4 6	4 7	6 10	4 10	8 8	6 10	6 10	2 1	0 0	0 0	15.0 11.5	9.50 10.3	8.80 14.195	15.070 14.195	39.570 44.795	84.365
19.	NOMAN	Ramon	NED, Pro Patria Zoetermeer	2002	2 8	6 4	6 8	7 8	7 6	7 6	7 7	5 6	4 7	4 7	2 2	0 0	0 0	14.3 13.1	9.50 7.2	9.60 14.925	15.345 14.925	39.145 44.825	83.970
20.	TIELEMAN	Nard	NED, Forza Gymnastica	2003	2 6	2 7	3 8	2 8	2 6	4 6	4 7	2 7	4 8	4 8	0 3	0 0	0 0	17.1 12.6	9.40 5.7	9.00 14.065	15.820 14.065	42.320 41.365	83.685
21.	DE KRUYFF	Wessel	NED, KDO Apeldoorn	2003	2 6	3 6	1 4	4 5	6 1	5 3	4 3	4 5	6 5	6 6	0 0	0 0	0 0	15.9 15.6	9.60 6.3	9.50 13.520	13.230 13.520	38.730 44.920	83.650
22.	KOOMAN	Spencer	CAN, Thunder Country Trampoline	2002	6 6	4 4	4 8	6 6	6 6	4 8	4 8	3 9	4 6	6 6	0 0	0 0	0 0	15.3 11.9	9.35 9.1	8.20 13.780	14.690 13.780	39.340 42.980	82.320
23.	SOARES	Bruno	POR, Associação de Ginástica de Santarém	2002	6 8	5 7	6 9	6 9	8 8	8 8	6 8	8 8	10 10	10 10	1 0	0 0	0 0	12.6 11.5	8.95 7.5	9.45 15.220	15.550 15.220	37.100 43.670	80.770
24.	FERNANDES	Diogo	POR, Associado Academica de Coimbra	2002	4 6	4 6	5 4	6 6	6 6	4 6	8 6	8 5	8 6	8 8	20 0	0 0	0 0	10.3 12.1	6.50 12.2	8.65 15.940	12.185 15.940	-0.2 → 28.785 48.890	77.675
25.	BOSSUYT	Maxim	BEL, GymnastiekFederatie Vlaanderen vzw	2002	2 4	2 3	4 4	4 5	3 6	4 6	4 6	2 6	2 6	2 2	3 0	0 0	0 0	16.8 9.2	9.70 7.7	9.75 5.25	17.075 9.775	43.575 31.925	75.500
26.	CRABBE	Mathijs	BEL, KSGT	2002	2 8	4 8	3 8	4 10	6 7	7 7	6 9	5 9	5 9	7 9	2 0	0 0	0 0	14.9 8.3	9.50 6.7	6.40 9.460	14.635 9.460	39.035 30.860	69.895
27.	PATISSO COLONNA	Samuele	ITA, S.G. Milano 2000	2003	2 5	2 5	4 6	4 7	2 6	2 4	4 4	4 4	2 6	6 2	2 0	0 0	0 0	16.6 5.7	9.60 6.1	3.60 6.440	15.800 6.440	42.000 21.840	63.840
28.	VECHET	Pavel	CZE, Trampoliny Liberec	2002	4 7	3 6	5 6	4 6	4 4	4 4	6 6	6 3	3 5	5 2	2 0	0 0	0 0	15.4 4.1	9.55 3.1	2.70 4.620	16.165 4.620	41.115 14.520	55.635
29.	REMPALSKI	Kacper	POL, Polish Gymnastic Federation	2003	3 6	4 8	1 8	4 8	2 6	6 4	4 4	4 4	8 8	8 1	1 0	0 0	0 0	15.5 2.6	9.70 3.0	1.75 3.195	15.325 3.195	40.525 10.545	51.070

Want to use this scoring system for your competitions? [Please let us know.](#)



[Qualification](#) · Final

					S1	S2	S3	S4	S5	S6	S7	S8	S9	S10	L	A	E	D	H	Time	Total	Score
1.	MARTINEZ	Andres	ESP, Spain	2002	4	4	6	4	6	6	5	6	4	5	0	0	15.0	14.2	8.90	15.880	53.980	53.980
2.	SANTOS	Lucas	POR, Associação de Ginástica de Santarém	2002	4	3	5	2	5	4	6	5	6	5	4	0	15.1	12.6	9.30	16.125	-0.4 → 52.725	52.725
3.	HOERNER	Emile	FRA, Fédération Francaise de Gym	2003	4	8	6	3	4	2	4	6	4	3	0	0	15.6	12.3	8.85	15.050	51.800	51.800
4.	DE VROE	Eugeni	ESP, Spain	2002	4	5	4	2	5	5	4	2	4	4	2	0	15.9	10.2	8.55	16.200	50.850	50.850
5.	RAMACHER	Simon	GER, Rheinischer Turnverband	2002	3	3	4	4	5	4	6	6	4	5	1	0	15.5	8.4	9.15	16.025	49.075	49.075
6.	SÖRMAN	Emre	NED, FlikFlak	2002	6	6	10	8	6	6	6	4	4	6	4	0	13.4	10.3	9.25	15.685	48.635	48.635
7.	REMY	Victor	FRA, Fédération Francaise de Gym	2003	6	6	6									0	4.2	4.6	2.55	4.610	15.960	15.960
8.	LEROUX	Baptiste	FRA, Fédération Francaise de Gym	2003	8	6										0	2.6	2.3	1.65	3.205	9.755	9.755

[Want to use this scoring system for your competitions? Please let us know.](#)



[Qualification](#) · Final

					S1	S2	S3	S4	S5	S6	S7	S8	S9	S10	L	A	E	D	H	Time	Total	Score
1.	CLARKE	Jessica	GBR, Great Britain	2002	6	3	6	2	4	4	3	2	4	5	1	0	16.0	10.5	9.60	15.425	51.525	51.525
2.	CHAVARRIA	Marina	ESP, Spain	2002	4	2	3	4	6	4	4	4	4	4	0	0	16.1	11.0	9.05	15.295	51.445	51.445
3.	NAKAMURA	Kayttie	USA, Hawaii	2002	8	8	7	5	6	4	6	5	5	7	0	0	13.9	13.4	9.65	14.395	51.345	51.345
4.	SENER	Sydney	USA, Hawaii	2002	5	4	8	4	7	8	6	6	6	9	4	0	13.3	13.9	9.50	14.545	51.245	51.245
5.	SCHULDT	Christine	GER, TurnTeam Hessen	2002	7	4	8	6	3	3	4	7	5	6	2	0	14.5	11.2	9.40	14.970	50.070	50.070
6.	BROWN	Abigail	GBR, Great Britain	2002	4	6	5	4	3	4	6	2	4	6	0	0	15.6	9.5	9.65	14.910	49.660	49.660
7.	AMANO	Maia	USA, Hawaii	2003	8	7	7	6	7	6	8	8	6	9	0	0	12.8	13.3	9.40	14.140	49.640	49.640
8.	PAPE	Nina	GER, NTB	2003	6	4	4	5	4	2	4	6	6	7	0	0	15.2	9.1	9.55	14.065	47.915	47.915

[Want to use this scoring system for your competitions? Please let us know.](#)



[Qualification](#) · Final

					S1	S2	S3	S4	S5	S6	S7	S8	S9	S10	L	A	E	D	H	Time	Total	Score
1.	WALKES	Corey	GBR, Great Britain	2001	3	3	6	6	6	4	6	4	4	5	2	0	15.1	14.8	9.40	17.170	56.470	56.470
2.	VILARASAU	Robert	ESP, Spain	2001	2	2	4	6	5	4	4	5	6	6	0	0	15.6	15.0	8.30	16.420	55.320	55.320
3.	BURAVYTSKIY	Peter	GBR, Great Britain	2001	4	4	6	6	6	6	4	4	5	4	0	0	15.1	14.0	9.00	16.110	54.210	54.210
4.	SHAPAR	Dan	ISR, Israel Gymnastics Association	1998	6	5	6	6	8	7	6	6	8	7	3	0	13.2	13.6	8.80	15.415	51.015	51.015
5.	MOL	Jordy	NED, Triffis Alkmaar	2001	6	4	6	7	8	6	5	8	6	5	4	0	13.5	11.3	9.00	15.495	49.295	49.295
6.	TARBES	Bruno	FRA, Fédération Francaise de Gym	1997	4	3	6	5	4	6	6	7	6			0	13.3	13.6	7.60	14.590	49.090	49.090
7.	WIZANI	Benny	AUT, Austrian Gymnastic Federation	2001	4	4	5	3	4	2	5					0	11.3	10.1	6.55	12.465	40.415	40.415
8.	KUHNERT	Christopher	GER, NTB	1998	6											0	1.4	1.8	0.80	1.730	5.730	5.730

[Want to use this scoring system for your competitions? Please let us know.](#)



[Qualification](#) · Final

					S1	S2	S3	S4	S5	S6	S7	S8	S9	S10	L	A	E	D	H	Time	Total	Score
1.	RODRIGUEZ	Melania	ESP, Spain	2001	4	4	6	4	6	2	4	6	6	3	2	0	15.3	11.6	8.95	14.430	50.280	50.280
2.	AMEDICK	Carlotta	GER, NTB	2000	6	6	5	5	4	5	4	5	4	6	2	0	14.8	10.7	9.25	15.380	50.130	50.130
3.	PRIEUR	Marine	FRA, Fédération Francaise de Gym	2001	6	5	8	3	4	6	5	4	4	4	0	0	15.1	10.7	9.00	14.815	49.615	49.615
4.	VAN DE GROEP	Gerlissa	NED, KDO Apeldoorn	2000	3	4	5	5	4	4	6	6	5	8	3	0	14.7	9.1	8.85	15.080	47.730	47.730
5.	BREUER	Alexandra	GER, Rheinischer Turnverband	1997	6	7	6	4	6	6	6	6	4	6	0	0	14.3	10.0	8.60	13.715	46.615	46.615
6.	BOGAARDS	Danielle	NED, Omnigym Assen	2001	5	6	7	6	5	4	8	6	6	7	2	0	13.8	8.3	8.75	15.390	46.240	46.240
7.	VAN DER VENNE	Femke	NED, GV Turnoss	2001	7	5	6	4	5	6	6	4	6	5	2	0	14.4	6.8	9.05	14.140	44.390	44.390
8.	CORNELISSEN	Annemijn	NED, G.v. Sparta Ermelo	2001	5	4	6									0	4.5	3.4	2.70	4.305	14.905	14.905

[Want to use this scoring system for your competitions? Please let us know.](#)

Qualification · [Final](#)



					S1	S2	S3	S4	S5	S6	S7	S8	S9	S10	L	A	E	D	H	Time	Total	Score
1.	MORANTE	Allan	FRA, Fédération Francaise de Gym	1994	0 4	0 4	2 4	0 4	2 3	2 4	1 5	2 6	2 4	5 4	1 1	0 0	18.3 15.7	5.7 17.1	9.40 8.95	18.555 17.565	51.955 59.315	111.270
2.	BAILEY	Nathan	GBR, Great Britain	1993	0 4	2 3	2 4	2 6	1 4	2 4	2 5	2 6	2 6	5 6	2 2	0 0	17.8 15.0	5.7 17.1	9.15 9.30	17.930 16.815	50.580 58.215	108.795
3.	VEGA	David	ESP, Spain	1998	4 4	3 4	5 3	3 4	2 4	2 6	2 4	2 3	2 3	6 5	0 1	0 0	16.9 15.9	6.3 15.2	9.40 9.35	17.500 16.895	50.100 57.345	107.445
4.	STRONG	Luke	GBR, Great Britain	1993	2 4	1 4	2 5	4 6	2 7	0 5	2 6	4 6	4 4	2 4	0 2	0 0	17.7 14.7	6.0 15.6	9.55 8.60	18.300 16.730	51.550 55.630	107.180
5.	GOUZOU	Pierre	FRA, Fédération Francaise de Gym	1998	0 4	2 4	2 5	1 4	1 4	2 6	4 6	4 6	2 4	4 6	1 20	0 0	17.7 13.3	5.4 16.2	9.50 8.90	17.500 16.160	50.100 54.560	104.660
6.	LENOIR	Loïc	BEL, GymnastiekFederatie Vlaanderen vzw	1996	0 4	1 5	2 7	3 7	4 6	2 6	4 7	4 7	4 4	5 6	0 2	0 0	17.1 13.9	5.6 16.2	8.70 9.10	17.245 16.380	48.645 55.580	104.225
7.	ALOI	Dario	ITA, S.G. Milano 2000	1989	0 4	2 3	1 4	0 3	1 4	1 4	2 4	3 4	2 4	5 4	1 2	0 0	18.2 16.0	5.6 12.2	9.60 8.35	17.315 15.790	50.715 52.340	103.055
8.	OELLIG	Niklas	GER, TurnTeam Hessen	1998	3 6	2 4	2 6	2 5	0 6	2 7	5 6	6 8	4 8	6 8	1 9	0 0	16.7 13.5	4.8 15.2	9.20 9.15	17.155 16.255	47.855 54.105	101.960
9.	DEMMERS	Jimmy	NED, Triffis Alkmaar	1993	2 5	2 4	2 6	2 6	2 7	2 6	2 6	2 9	4 6	5 6	0 1	0 0	17.5 13.8	5.0 13.6	9.70 8.45	17.565 16.150	49.765 52.000	101.765
10.	FAROUX	Josuah	FRA, Fédération Francaise de Gym	1994	0 3	1 5	2 6	1 4	2 4	2 4	4 3	5 4	5 5		0 1	0 0	15.8 15.5	4.0 16.2	8.10 9.15	15.790 16.845	43.690 57.695	101.385
11.	GEENS	Joris	BEL, GymnastiekFederatie Vlaanderen vzw	1991	0 4	2 7	2 8	4 7	0 6	4 5	4 7	4 6	5 4	6 8	4 20	0 0	16.5 11.8	5.4 15.6	9.25 8.65	17.560 16.435	48.710 52.485	101.195
12.	EMIR	Cueneyt	GER, TurnTeam Hessen	1997	1 5	2 6	1 7	2 6	0 6	2 5	4 6	3 8	3 8	4 8	0 20	0 0	17.8 11.5	5.0 14.4	8.95 8.90	17.230 16.240	48.980 51.040	100.020
13.	WYSKIEL	Maciej	POL, Polish Gymnastic Federation	2001	0 6	1 6	1 7	0 8	3 8	2 6	3 6	2 5	6 5	6 4	3 1	0 0	17.3 13.8	4.3 13.6	9.30 8.50	17.300 15.700	48.200 51.600	99.800
14.	ABRAHAMS	Milco	NED, GV Turnoss	2001	1 4	0 4	1 6	2 7	2 8	4 8	7 8	4 7	4 6	4 6	0 0	0 0	17.1 13.6	4.7 13.1	9.40 9.60	16.475 15.725	47.675 52.025	99.700
15.	TEILLERS	Roeland	NED, Triffis Alkmaar	1998	0 6	2 5	1 8	3 6	2 6	0 7	3 7	2 7	4 6	4 5	0 1	0 0	17.9 13.6	5.0 10.2	9.60 8.95	17.475 15.770	49.975 46.520	96.495
16.	BERGSMA	Daan	NED, TSH Heerenveen	2000	6 7	3 4	3 6	2 4	1 6	3 8	4 7	0 10	2 8	3 7	2 2	0 0	17.1 13.1	4.4 10.6	9.15 8.45	16.680 15.935	47.330 48.085	95.415
17.	MARSKAMP	Bram	NED, TSH Heerenveen	2000	6 8	6 6	6 9	4 10	4 10	4 8	4 10	4 10	5 10	8 8	4 4	0 0	14.5 10.7	5.2 13.7	9.30 8.75	16.595 15.685	45.595 48.835	94.430
18.	ARTEMIEV	Sergey	ISR, Israel Gymnastics Association	1995	4 4	3 4	2 2	4 4	5 4	4 6	4 7	4 7	4 6	7 7	2 20	0 0	15.7 12.9	4.1 11.4	9.05 8.90	15.550 15.030	44.400 48.230	92.630
19.	DOKTER	Melvin	NED, SV Omnia 2000 Aalsmeer	1994	6 8	6 5	6 10	4 8	5 10	6 8	6 8	6 8	5 8	5 9	0 0	0 0	14.5 11.8	5.2 10.3	9.35 8.70	16.140 15.850	45.190 46.650	91.840
20.	JENSEN	Mathias	DEN, Greve Trampolin og Gymnastik	2000	3 6	5 6	2 6	2 5	3 7	4 8	6 8	6 9	6 7	6 10	20 1	0 0	13.7 12.7	4.7 12.1	9.00 8.80	15.625 14.555	42.825 48.155	90.980
21.	BENDSEN	Anton	DEN, Greve Trampolin og Gymnastik	1994	10 8	7 6	8 8	8 10	7 7	8 5	8 6	7 8	7 6	8 8	1 1	0 0	12.1 12.7	3.8 8.6	8.75 9.65	15.405 15.030	40.055 45.980	86.035
22.	HOP	Sven	NED, FlikFlak	1997	1 4	2 4	0 6	2 2	2 5	2 5	2 5	4 5	2 4	4 4	0 0	0 0	17.9 9.4	5.5 8.0	9.60 5.20	16.860 9.560	49.860 32.160	82.020
23.	SEIDLER	Marc	DEN, Greve Trampolin og Gymnastik	1998	1 8	2 5	2 8	3 8	3 8	4 8	2 4	4 4	5 5	6 6	3 0	0 0	16.5 6.3	3.8 6.7	9.25 4.05	16.135 8.105	45.685 24.955	70.640
24.	TORRAS	Marc	ESP, Spain	1995	2 7	2 4	2 7	1 8	2 7	3 7	6 6	8 8	8 8		0 0	0 0	14.6 6.7	3.6 7.4	8.30 4.35	14.840 7.860	41.340 26.310	67.650
25.	WREN	Darion	GER, TurnTeam Hessen	1998	0 4	2 5	4 6	2 6	0 6	3 4	4 2	2 4	4 4	4 4	0 0	0 0	17.5 4.5	5.0 5.1	9.35 2.60	17.060 5.165	48.910 17.365	66.275
26.	FRITZSCHE	Lars	GER, NTB	1997	0 4	0 4	2 4	2 4	0 4	2 4	4 4	2 2	2 2	2 2	0 0	0 0	18.0 3.2	5.0 3.4	8.95 1.70	17.990 3.645	49.940 11.945	61.885
27.	MARTIN	Jorge	ESP, Spain	1998	0 4	2 6	0 6	1 6	2 6	2 6	5 4	4 4			0 0	0 0	14.4 4.4	2.9 5.8	7.15 2.70	14.880 5.395	39.330 18.295	57.625
28.	BOUATTOU	Alan	FRA, Fédération Francaise de Gym	1998	0 4	0 2	2 3	0 3	2 3	0 3	2 4	4 4			0 0	0 0	15.0 5.1	2.7 4.3	7.40 2.60	14.495 5.440	39.595 17.440	57.035
29.	PONCE	Jaime	ESP, Spain	1992	0 3	2 3	2 3	0 6	2 6	2 6	2 6	3 4	4 4	4 4	2 0	0 0	17.7 1.7	5.8 2.0	9.10 0.95	17.605 1.880	50.205 6.530	56.735
30.	RIEDL	Ladislav	CZE, Trampoliny Liberec	1999	4 6	6 6	7 7	6 6							0 0	0 0	3.0 5.5	2.9 5.6	1.80 3.70	3.335 6.395	11.035 21.195	32.230

🚩 Want to use this scoring system for your competitions? [Please let us know.](#) 🚩



[Qualification](#) · Final

				S1	S2	S3	S4	S5	S6	S7	S8	S9	S10	L	A	E	D	H	Time	Total	Score
1.	MORANTE Allan	 FRA, Fédération Francaise de Gym	1994	4	4	5	6	6	5	6	6	4	6	0	0	14.8	17.1	8.90	17.765	58.565	58.565
2.	VEGA David	 ESP, Spain	1998	2	4	2	2	4	6	4	5	5	6	2	0	15.8	15.2	9.60	16.975	57.575	57.575
3.	LENOIR Loïc	 BEL, GymnastiekFederatie Vlaanderen vzw	1996	3	4	4	6	4	5	6	6	4	4	0	0	15.4	16.2	8.95	16.865	57.415	57.415
4.	OELLIG Niklas	 GER, TurnTeam Hessen	1998	6	6	6	5	6	6	5	7	8	7	2	0	13.6	15.2	9.15	16.500	54.450	54.450
5.	STRONG Luke	 GBR, Great Britain	1993	4	5	6	6	8						0	7.1	9.8	4.40	8.905	30.205	30.205	
6.	ALOI Dario	 ITA, S.G. Milano 2000	1989	2	4	5	4	5						0	8.0	8.6	4.25	8.310	29.160	29.160	
7.	GOUZOU Pierre	 FRA, Fédération Francaise de Gym	1998	4	5	6								0	4.5	5.5	2.50	5.255	17.755	17.755	
8.	BAILEY Nathan	 GBR, Great Britain	1993	4	4									0	3.2	3.6	1.70	3.635	12.135	12.135	

 [Want to use this scoring system for your competitions? Please let us know.](#) 



Qualification · [Final](#)

					S1	S2	S3	S4	S5	S6	S7	S8	S9	S10	L	A	E	D	H	Time	Total	Score
1.	DRISCOLL	Katherine	GBR, Great Britain	1986	0	2	2	2	0	2	4	4	3	6	0	0	17.5	4.7	9.05	16.225	47.475	102.150
					4	4	6	5	5	3	6	3	4	5	0	0	15.5	14.4	9.30	15.475	54.675	
2.	LIONAHR	Jackie	NED, FlikFlak	1998	1	0	1	2	1	0	5	4	6	5	2	0	17.3	4.4	9.50	16.820	48.020	101.525
					1	0	4	2	6	2	4	3	4	6	2	0	16.6	10.7	9.50	16.705	53.505	
3.	LABROUSSE	Lea	FRA, Fédération Francaise de Gym	1997	2	1	0	2	3	2	3	2	3	6	1	0	17.5	4.6	9.10	16.055	47.255	101.445
					3	4	6	2	5	4	6	3	5	4	0	0	15.8	13.8	9.40	15.190	54.190	
4.	ROMERO	Noemi	ESP, Spain	2000	4	2	4	6	5	2	4	2	3	4	0	0	16.4	5.0	9.25	15.770	46.420	99.525
					3	2	4	3	5	4	4	3	4	6	1	0	16.1	12.3	9.05	15.655	53.105	
5.	SCHURING	Romana	NED, TVIJ	1995	0	2	2	2	1	2	3	3	3	2	1	0	17.9	3.8	9.55	15.615	46.865	98.370
					4	4	6	4	6	4	6	6	4	7	0	0	14.9	12.9	8.90	14.805	51.505	
6.	SAINZ	Christina	ESP, Spain	1991	4	2	3	2	2	3	2	3	3	5	0	0	17.1	4.7	9.50	15.655	46.955	98.360
					4	1	4	2	3	4	5	4	3	4	0	0	16.6	10.3	9.50	15.205	-0.2 → 51.405	
7.	BRECHE	Anais	FRA, Fédération Francaise de Gym		4	2	4	0	2	2	4	0	2	4	1	0	17.5	4.1	9.20	15.620	46.420	98.140
					6	4	4	2	5	2	4	4	6	8	1	0	15.4	12.8	8.85	14.670	51.720	
8.	SLATTERY	Niamh	NED, Triffis Alkmaar	1999	0	0	2	4	3	2	3	1	4	6	0	0	17.5	3.1	9.20	16.350	46.150	96.825
					6	2	4	3	4	2	4	3	6	7	0	0	15.9	9.7	9.50	15.575	50.675	
9.	WIEBERING	Pascal	NED, Triffis Alkmaar	1992	1	2	2	2	3	2	3	3	4	3	2	0	17.3	3.1	9.45	16.140	45.990	96.465
					6	3	6	3	4	3	4	4	4	6	0	0	15.7	10.5	9.20	15.075	50.475	
10.	POL	Romee	NED, G.v. Sparta Ermelo	1996	0	2	2	0	2	2	4	4	3	5	2	0	17.4	4.0	9.30	16.135	46.835	95.025
					4	4	10	5	6	6	6	6	6	5	0	0	14.2	10.1	8.25	15.640	48.190	
11.	BET	Bo	NED, Triffis Alkmaar	1995	2	1	2	2	3	3	2	6	6	6	2	0	16.5	4.3	9.10	15.585	45.485	94.960
					6	4	6	5	4	4	6	6	6	2	0	0	15.1	10.2	9.35	14.825	49.475	
12.	MEIJERING	Floor	NED, KDO Apeldoorn	1996	1	2	2	2	2	0	4	4	6	8	0	0	16.9	3.8	9.40	15.855	45.955	94.370
					6	4	8	10	10	4	5	8	6	4	0	0	13.5	11.4	8.80	14.715	48.415	
13.	KLESZCZ	Krystyna	POL, Polish Gymnastic Federation	1999	1	2	2	2	5	4	4	3	4	6	2	0	16.5	3.4	8.90	15.180	43.980	93.830
					4	3	4	6	4	4	2	4	5	6	2	0	15.6	10.5	8.75	15.000	49.850	
14.	SCHUT	Lara	NED, Triffis Alkmaar	1996	2	2	2	2	4	1	2	2	4	4	2	0	17.3	1.9	9.30	15.375	43.875	92.055
					9	6	4	3	6	6	4	2	4	5	1	0	15.0	8.9	9.35	14.930	48.180	
15.	KUIJPER	Ashley	NED, Pro Patria Zoetermeer	1995	1	2	3	2	4	3	2	4	4	6	0	0	16.9	2.3	9.05	14.500	42.750	89.630
					2	5	4	5	5	5	5	3	5	6	0	0	15.5	8.2	9.00	14.180	46.880	
16.	GROOTHUIS	Christel	NED, Triffis Alkmaar	1993	4	4	5	6	4	6	4	6	7	9	3	0	14.2	2.2	9.30	14.405	40.105	84.165
					6	6	6	7	8	6	8	8	10	8	0	0	12.7	7.6	9.30	14.460	44.060	
17.	SOEHN	Kalena	CAN, Thunder Country Trampoline	1999	4	4	2	2	4	4	3	2	3	5	6	0	16.1	4.2	9.25	15.705	45.255	82.285
					4	6	6	5	4	6	4				0	10.5	9.2	6.55	10.780	37.030		
18.	CAMPBELL	Ebony	CAN, Thunder Country Trampoline	1995	8	7	6	6	7	6	8	6	6	6	0	0	13.4	3.5	9.05	13.290	39.240	80.885
					5	9	9	7	8	10	9	8	8	9	4	0	11.4	9.0	8.75	12.495	41.645	
19.	ANGENENT	Amanthis	NED, Triffis Alkmaar	1996	4	5	4	5	4	5	4	5	4	8	4	0	14.8	1.9	9.00	12.910	38.610	80.585
					6	4	8	6	7	7	8	8	6	6	3	0	13.1	6.6	9.05	13.225	41.975	
20.	VAN DER LEK	Joelle	NED, AGV De Springbokken	1999	7	10	8	8	8	6	8	7	6	10	0	0	12.2	1.9	9.30	11.755	35.155	75.275
					8	7	6	8	7	8	7	8	7	10	0	0	12.4	6.1	9.20	12.420	40.120	
21.	SILVA	Rute	POR, Associação de Ginástica de Santarém	1993	6	8	8	8	8	10	10	10	9	8	0	0	11.5	2.1	9.00	13.070	35.670	74.885
					8	6	8	10	7	6	6	8	10	8	1	0	12.2	4.6	8.80	13.615	39.215	
22.	TRIEBSCH	Alicia	FRA, Fédération Francaise de Gym	1989	4	4	2	1	4	1	3	2	4	4	0	0	17.1	3.8	8.90	15.665	45.465	63.450
					7	10	7	6							0	5.0	3.4	3.40	6.185	17.985		
23.	GELEIJN	Bente	NED, Triffis Alkmaar	1996	6	4	4	6	5	7	5	3	4	5	1	0	15.0	4.1	8.50	14.985	42.585	52.230
					7	8									0	2.5	2.5	1.60	3.045	9.645		

🚩 Want to use this scoring system for your competitions? [Please let us know.](#) 🚩



[Qualification](#) · Final

					S1	S2	S3	S4	S5	S6	S7	S8	S9	S10	L	A	E	D	H	Time	Total	Score	
1.	ROMERO	Noemi	ESP, Spain	2000	4	3	5	4	5	4	4	6	4	6	0	0	15.5	13.1	9.45	15.710	53.760	53.760	
2.	DRISCOLL	Katherine	GBR, Great Britain	1986	4	4	6	6	5	4	6	4	5	5	1	0	15.0	14.4	9.10	15.180	53.680	53.680	
3.	SCHURING	Romana	NED, TVIJ	1995	6	4	6	5	6	5	6	6	5	7	0	0	14.4	13.5	9.20	15.070	52.170	52.170	
4.	BRECHE	Anais	FRA, Fédération Francaise de Gym		4	5	6	4	6	4	6	4	4	7	2	0	14.8	13.0	9.30	14.735	51.835	51.835	
5.	LIONAHR	Jackie	NED, FlikFlak	1998	2	3	5	4	6	2	6	6	6	7	1	0	15.2	10.7	8.60	16.025	50.525	50.525	
6.	SAINZ	Christina	ESP, Spain	1991	6	2	6	4	4	6	5	6	4	7	1	0	14.9	11.4	9.00	15.085	50.385	50.385	
7.	SLATTERY	Niamh	NED, Triffis Alkmaar	1999	6	4	5	5	6	4	4	5	4	6	0	0	15.1	10.4	9.15	15.345	49.995	49.995	
8.	LABROUSSE	Lea	FRA, Fédération Francaise de Gym	1997	4												0	1.6	2.0	0.95	1.660	6.210	6.210

[Want to use this scoring system for your competitions? Please let us know.](#)