





GymCity Open 2018 *Event subtitle*
Individual trampoline – GCO 1 – Qualification

				S1	S2	S3	S4	S5	S6	S7	S8	S9	S10	L	A	E	D	H	Time	Total	Score		
1.	VOLSKA	Nikola	GER	2008	4	3	0	2	2	2	2	2	4	0	0	17.7		9.60	13.650	40.950	88.150		
					4	2	4	4	2	4	4	3	4	0	0	16.5	7.6	9.60	13.500	47.200			
2.	MOELLER	Maya	GER	2007	2	2	1	4	4	4	2	2	4	4	1	0	17.0		9.40	15.005	41.405	87.445	
					6	6	8	6	6	5	7	6	6	2	0	13.6	9.0	9.70	13.740	46.040			
3.	GELDER, VAN	Senna	NED	2006	2	4	2	2	4	0	4	3	6	6	1	0	16.6		9.70	14.380	40.680	87.340	
					6	4	6	6	5	4	4	4	6	2	0	14.9	8.8	9.10	13.860	46.660			
4.	VOLIKOVA	Emilie	GER	2006	2	2	0	4	3	2	4	4	3	4	0	0	17.2		9.30	13.865	40.365	86.720	
					6	6	6	4	4	2	4	4	5	6	2	0	15.1	8.0	9.60	13.655	46.355		
5.	EISLÖFFEL	Aurelia	GER	2006	2	2	0	4	4	3	4	4	4	2	0	16.7		9.60	13.870	40.170	85.775		
					6	5	6	6	5	6	6	4	4	5	2	0	14.5	8.2	9.70	13.205	45.605		
6.	STASOVÁ	Anna	CZE	2006	4	2	0	3	4	2	2	1	2	4	0	0	17.6		9.50	13.670	40.770	85.485	
					6	5	4	6	5	3	4	2	6	6	0	0	15.3	6.6	9.20	13.615	44.715		
7.	RONSIK- NIEDERBRÖKER	Hannah	GER	2006	2	2	4	4	4	5	4	3	4	5	3	0	16.0		9.80	14.855	40.655	85.190	
					5	5	6	8	5	5	6	6	7	8	4	0	13.5	7.3	9.50	14.235	44.535		
8.	BROUWERS	Megan	NED	2006	4	4	1	2	4	2	4	2	4	6	0	0	16.7		9.50	12.730	38.930	84.890	
					6	7	6	4	4	4	4	2	4	6	0	0	15.3	8.1	9.70	12.860	45.960		
9.	KAUPP	Emmy	GER	2006	3	4	0	4	3	3	3	4	4	6	0	0	16.6		9.70	13.800	40.100	84.285	
					6	4	6	4	6	6	6	0	4	4	0	0	15.4	5.4	9.70	13.685	44.185		
10.	WÖLL	Bettina	GER	2006	4	4	0	4	5	4	3	6	5	6	1	0	15.8		9.50	14.235	39.535	83.580	
					4	4	0	4	4	5	2	5	5	6	0	0	16.1	4.2	9.40	14.345	44.045		
11.	LEA	Asensio Marti	ESP	2006	4	4	1	4	4	4	5	4	4	5	1	0	16.0		9.40	13.320	38.720	82.870	
					6	4	6	8	6	5	6	4	6	8	3	0	13.8	8.3	8.80	13.250	44.150		
12.	MUSOLINA	Julija	LAT	2007	4	5	2	6	6	4	5	3	4	4	0	0	15.7		9.80	12.515	38.015	81.275	
					6	6	6	6	6	8	5	6	6	8	1	0	13.6	8.1	9.40	12.160	43.260		
13.	CREMER	Felizitas	GER	2006	4	4	2	4	5	6	4	4	5	6	0	0	15.6		9.60	13.255	38.455	80.920	
					8	6	6	6	4	5	6	5	6	6	0	0	14.2	6.2	8.90	13.165	42.465		
14.	JENTSCH	Lena	GER	2007	4	4	4	6	6	6	4	8	6	10	0	0	14.2		9.70	12.685	36.585	79.880	
					4	6	5	4	4	6	4	6	6	6	0	0	14.9	5.9	9.50	12.995	43.295		
15.	PAVLOPOULOS	Melia	NED	2007	6	6	4	4	4	4	5	4	6	8	0	0	14.9		9.40	12.485	36.785	79.595	
					7	2	6	6	6	6	4	6	6	6	0	0	14.5	6.1	9.60	12.610	42.810		
16.	SENGPIEL	Tabea	GER	2006	4	4	2	5	6	3	4	6	4	6	2	0	15.4		9.50	12.885	37.785	79.430	
					4	4	2	5	4	4	4	5	4	6	2	0	15.6	4.2	9.00	12.845	41.645		
17.	ROOS	Magdalena	GER	2007	3	4	2	5	5	4	4	6	4	6	0	0	15.7		9.40	12.300	37.400	78.750	
					4	6	4	6	6	6	6	6	4	6	0	0	14.6	4.9	9.50	12.350	41.350		
18.	KATHERINE JENNIFER	Koumenko	ESP	2007	4	4	5	5	6	6	7	6	6	8	4	0	13.9		9.30	12.880	36.080	78.495	
					6	6	6	6	6	6	6	6	6	8	4	0	13.4	7.1	9.10	12.815	42.415		
19.	NEUMANN	Souraya	GER	2008	2	6	0	6	6	5	2	5	4	7	0	0	15.7		9.80	12.900	38.400	78.190	
					8	4	7	6	4	6	4	6	4	8	0	0	14.3	4.8	9.60	13.090	-2.0		
																					→	39.790	
20.	RAMACHER	Marrit	GER	2006	6	6	0	6	6	6	4	4	4	6	2	0	15.0		9.20	11.840	36.040	76.910	
					6	6	0	5	5	6	6	6	7	0	0	14.7	4.8	9.50	11.870	40.870			
21.	JUDITH	Gonzalez Alvaro	ESP	2006	6	6	6	6	6	8	6	6	6	8	3	0	13.3		9.20	12.600	35.100	73.815	
					5	5	5	8	8	8	7	7	7	10	20	0	11.0	6.6	9.10	12.215	-0.2		
																					→	38.715	
22.	VAN DER BERG	Jenaya	NED	2007	6	6	7	8	6	8	6	4	6	10	0	0	13.3		9.40	10.945	33.645	73.370	
					6	6	6	2	6	8	7	4	2	8	3	0	14.2	4.2	9.60	11.725	39.725		
23.	BUCHMANN	Merle	GER	2007	8	8	6	7	8	7	8	6	8	10	3	0	12.1		9.60	11.820	33.520	73.105	
					6	6	4	6	6	6	6	6	6	8	0	0	14.0	4.2	9.50	11.885	39.585		
24.	TUTTAS	Sarah	GER	2006	7	6	3	5	6	4	4	4	4	8	4	0	14.5		9.40	13.770	37.670	67.140	
					8	6	4	6	2	6	6				0	0	10.2	3.4	6.60	9.270	29.470		
25.	FARTEJL	Maša	SLO	2007	8										0	0	1.2		0.90	1.270	3.370	41.575	
					6	6	10	8	9	8	10	8	8	8	3	0	11.6	5.3	9.20	12.105	38.205		

				S1	S2	S3	S4	S5	S6	S7	S8	S9	S10	L	A	E	D	H	Time	Total	Score	
26.	KAUL	Clara	 GER	2006	4	7	4	6	6	8	8	9	8	9	4	0	12.7		9.40	11.310	33.410	37.315
					8										0	1.2	0.5	1.00	1.205	3.905		
27.	KRAMP	Jette	 GER	2006	4	4	4	6	5	4	4	4			0	12.5		7.40	10.900	30.800	30.800	
																					—	



GymCity Open 2018 *Event subtitle*
Individual trampoline – GCO 1 – Final

				S1	S2	S3	S4	S5	S6	S7	S8	S9	S10	L	A	E	D	H	Time	Total	Score	
1.	GELDER, VAN	Senna	NED	2006	6	3	5	6	5	4	4	3	4	6	0	0	15.4	8.8	9.60	13.905	47.705	47.705
2.	MOELLER	Maya	GER	2007	6	4	6	6	4	4	5	2	4	6	2	0	15.1	8.9	9.40	14.220	47.620	47.620
3.	VOLIKOVA	Emilie	GER	2006	4	5	6	4	3	2	3	2	4	5	0	0	16.2	8.0	9.70	13.485	47.385	47.385
4.	VOLSKA	Nikola	GER	2008	4	2	4	4	2	4	3	2	4	4	0	0	16.7	7.6	9.70	13.245	47.245	47.245
5.	EISLÖFFEL	Aurelia	GER	2006	4	4	6	6	4	6	4	4	4	1	0	15.3	8.2	9.70	13.170	46.370	46.370	
6.	BROUWERS	Megan	NED	2006	6	6	6	4	4	4	4	2	4	6	2	0	15.2	8.1	9.60	13.095	45.995	45.995
7.	STASOVÁ	Anna	CZE	2006	4	2	4	6	4	2	4	2	4	6	0	0	16.2	6.6	9.10	13.425	45.325	45.325
8.	KAUPP	Emmy	GER	2006	4	6	6	5	4	5	4	4	6	6	0	0	15.0	5.4	9.30	13.810	43.510	43.510
9.	JENTSCH	Lena	GER	2007	4	6	6	6	6	6	4	6	5	6	0	0	14.5	5.9	9.70	12.920	43.020	43.020
10.	RONSIK- NIEDERBRÖKER	Hannah	GER	2006	4	6	6	6	5	6	6	6	4	6	4	0	14.1	5.0	9.00	13.955	42.055	42.055



GymCity Open 2018 *Event subtitle*
Individual trampoline – GCO 2 – Qualification

				S1	S2	S3	S4	S5	S6	S7	S8	S9	S10	L	A	E	D	H	Time	Total	Score	
1.	KONUHOVS	Vadims		2006	2	2	4	4	3	3	4	4	4	6	0	0	16.4	9.20	15.090	40.690	88.445	
			LAT		6	4	5	4	6	8	5	6	7	0	0	14.3	9.6	9.60	14.255	47.755		
2.	THOMSON	Adrian		2006	2	2	2	2	2	2	2	5	4	1	0	17.4	9.80	13.960	41.160	88.095		
			GER		4	4	4	3	3	4	4	4	6	1	0	15.7	8.1	9.70	13.435	46.935		
3.	ESTERKINS	Andrejs		2007	2	4	4	4	3	4	5	4	4	5	1	0	16.0	9.40	14.655	40.055	88.065	
			LAT		4	4	4	4	4	6	5	2	5	6	2	0	15.4	8.8	9.50	14.310	48.010	
4.	KUBIK	Lukas		2007	4	6	4	4	4	4	3	5	4	6	4	0	15.2	9.60	14.550	39.350	85.875	
			CZE		6	5	6	4	6	6	4	6	6	6	2	0	14.3	8.7	9.30	14.225	46.525	
5.	LEONOVS	Arturs		2008	4	2	2	4	4	3	3	2	2	4	0	0	17.0	9.60	13.130	39.730	85.125	
			LAT		5	6	4	5	4	6	4	4	6	6	0	0	15.0	8.1	9.20	13.095	45.395	
6.	WINDIG	Jouke		2006	2	2	0	2	4	4	4	4	8	2	0	16.4	9.50	13.030	38.930	83.855		
			NED		4	3	4	4	6	4	5	4	6	6	2	0	15.2	7.1	9.30	13.325	44.925	
7.	BESSELAAR, Guus VAN DE			2006	3	4	2	2	5	2	4	2	4	5	0	0	16.7	9.30	12.775	38.775	83.440	
			NED		6	4	6	4	3	5	6	6	4	7	0	0	14.9	7.6	9.40	12.765	44.665	
8.	CERVINKA	Oliver		2006	4	6	4	4	4	5	4	6	6	6	2	0	14.9	9.20	14.215	38.315	83.300	
			CZE		6	4	6	8	6	8	6	6	8	8	2	0	13.2	8.6	9.10	14.085	44.985	
9.	STRIESE	Hendrik		2007	2	2	2	4	6	2	3	4	4	4	0	0	16.7	9.40	13.260	39.360	83.090	
			GER		6	8	4	3	6	5	4	4	7	7	0	0	14.6	7.2	9.50	12.430	43.730	
10.	BRAUN	Janis		2007	4	4	1	4	4	4	2	4	2	5	1	0	16.5	9.30	13.330	39.130	82.180	
			GER		6	6	6	4	4	4	6	8	6	7	3	0	14.0	6.9	9.20	12.950	43.050	
11.	FÜRSCHUSS	Leon		2006	2	6	4	5	6	5	6	4	6	6	2	0	14.8	9.60	13.270	37.670	81.430	
			AUT		6	6	6	4	6	5	6	4	6	8	4	0	13.9	7.0	9.60	13.260	43.760	
12.	BOERSMA	Tristan		2006	2	4	2	4	3	4	4	1	2	4	0	0	17.0	9.60	12.885	39.485	81.375	
			NED		6	6	7	6	4	5	6	4	6	10	20	0	12.0	7.6	9.60	12.690	41.890	
13.	KERN	Pascal		2008	4	3	2	4	4	4	4	4	6	7	2	0	15.6	9.30	11.850	36.750	78.345	
			GER		4	4	2	4	6	3	4	4	6	6	2	0	15.5	4.7	9.70	11.695	41.595	
14.	KUHN	Mark		2007	4	6	6	6	6	6	5	6	5	8	2	0	14.0	9.00	13.065	36.065	78.285	
			GER		6	8	10	6	7	8	8	6	6	8	0	0	12.7	7.4	9.40	12.720	42.220	
15.	ESCHKE	Ryan		2007	2	2	2	2	2	2	3	3	2	5	0	0	17.5	9.70	13.565	40.765	77.935	
			GER		4	6	6	4	4	2	4	4			0	12.6	6.4	7.50	10.670	37.170		
16.	FLUIT, VAN DER	Cas		2006	2	3	2	3	4	2	3	4	5		0	15.2	8.70	11.185	35.085	77.305		
			NED		10	6	4	4	4	6	4	6	6	8	0	0	14.2	6.3	9.30	12.420	42.220	
17.	MRAZ	Matous		2006	4	6	5	8	8	7	8	6	6	9	2	0	13.1	9.20	13.765	36.065	77.150	
			CZE		8	8	8	10	8	7	10	8	10	10	4	0	10.9	7.3	9.20	13.685	41.085	
18.	WEPER	Tom Leon		2006	2	4	4	6	4	4	3	4	4	6	2	0	15.7	9.70	12.330	37.730	76.775	
			GER		8	7	7	7	6	9	6	6	8	9	3	0	12.4	5.6	9.30	11.745	39.045	
19.	FEYH	Paolo		2007	4	6	2	6	8	6	8	2	6	6	0	0	14.6	9.70	11.765	36.065	76.250	
			GER		4	8	9	4	4	6	7	3	6	9	0	0	14.0	4.9	9.90	11.385	40.185	
20.	DEEBEN	Xabi		2006	6	5	8	6	5	4	6	6	8	10	2	0	13.4	9.50	11.930	34.830	76.155	
			NED		8	4	4	6	8	8	8	6	8	8	2	0	13.0	7.1	9.50	11.725	41.325	
21.	SEIFERT	Eric		2006	2	3	3	4	7	6	4	4	4		0	14.3	8.60	11.800	34.700	75.845		
			GER		4	6	3	6	6	4	4	6	4	8	0	0	14.9	4.2	9.20	12.845	41.145	
22.	NEMEC	Patrik		2006	6	6	8	9	8	8	10	7	8	10	1	0	11.9	9.50	13.230	34.630	73.980	
			SLO		8	8	8	8	10	10	9	9	8	8	2	0	11.2	6.0	9.10	13.050	39.350	
23.	LANGO	Enej		2007	8	6	6	6	6	8	8	6	6	6	3	0	13.1	9.50	12.720	35.320	56.730	
			SLO		6	6	7	8	10						0	6.3	3.8	4.80	6.510	21.410		
24.	DOUSA	Paul		2006	4	6	4	4	4	4	6	4	5	6	1	0	15.2	9.30	12.535	37.035	41.315	
			GER		8										0	1.2	1.0	0.80	1.280	4.280		



GymCity Open 2018 *Event subtitle*
Individual trampoline – GCO 2 – Final

				S1	S2	S3	S4	S5	S6	S7	S8	S9	S10	L	A	E	D	H	Time	Total	Score	
1.	KONUHOVS	Vadims	LAT	2006	4	3	4	3	6	6	4	7	5	6	0	0	15.2	9.6	9.10	14.430	48.330	48.330
2.	ESTERKINS	Andrejs	LAT	2007	4	4	4	4	4	5	6	3	4	5	2	0	15.5	8.8	9.50	14.265	48.065	48.065
3.	THOMSON	Adrian	GER	2006	4	4	4	2	4	4	4	4	6	4	0	0	16.0	7.9	9.40	13.335	46.635	46.635
4.	KUBIK	Lukas	CZE	2007	7	4	6	4	6	6	4	6	6	4	0	0	14.1	8.5	9.30	14.060	45.960	45.960
5.	LEONOVS	Arturs	LAT	2008	5	5	6	4	4	6	4	3	5	6	2	0	15.0	8.1	9.40	13.310	45.810	45.810
6.	STRIESE	Hendrik	GER	2007	6	6	4	4	4	4	4	4	6	5	0	0	15.3	7.2	9.40	12.780	44.680	44.680
7.	WINDIG	Jouke	NED	2006	4	4	4	4	6	5	5	4	6	6	2	0	15.0	7.1	9.40	13.140	44.640	44.640
8.	CERVINKA	Oliver	CZE	2006	8	6	8	7	6	8	10	8	8	9	2	0	12.0	8.6	9.10	13.625	43.325	43.325
9.	SEIFERT	Eric	GER	2006	3	4	2	6	5	4	4	6	5	8	20	0	13.3	4.2	9.30	13.100	39.900	39.900
10.	BESSELAAR, Guus VAN DE		NED	2006	6	5										0	2.9	1.9	1.80	2.680	9.280	9.280



GymCity Open 2018 *Event subtitle*
Individual trampoline – GCO 3 – Qualification

				S1	S2	S3	S4	S5	S6	S7	S8	S9	S10	L	A	E	D	H	Time	Total	Score	
1.	OVČARUKA	Darja	LAT	2005	1	2	2	4	1	2	3	0	2	4	0	0	17.9		9.30	15.205	42.405	93.340
					4	4	5	2	6	4	5	4	6	2	0	15.4	12.1	9.40	14.035	50.935		
2.	SHAW	Keira	GBR	2004	0	2	0	4	4	0	4	2	3	4	0	0	17.7		9.40	15.245	42.345	91.205
					6	2	6	4	4	4	4	7	6	5	2	15.0	10.5	9.40	13.960	48.860		
3.	BAGGULEY	Grace	GBR	2004	0	2	0	1	3	3	4	2	4	4	0	0	17.7		9.30	14.895	41.895	90.995
					5	1	4	4	4	4	4	4	4	0	0	16.2	9.1	9.60	14.200	49.100		
4.	BRAAF	Luisa	GER	2004	0	2	0	2	2	2	4	2	2	4	1	0	17.9		9.60	14.755	42.255	90.870
					5	3	4	3	4	4	4	2	4	4	0	0	16.3	8.7	9.30	14.315	48.615	
5.	IMLE	Vanessa	GER	2004	2	2	1	3	4	5	4	2	4	4	2	0	16.7		9.80	15.485	41.985	90.690
					4	4	5	6	6	5	4	3	4	4	0	15.5	8.6	9.50	15.105	48.705		
6.	YALCIN	Livanur	TUR	2004	2	2	2	4	4	4	4	4	2	4	2	0	16.6		9.70	14.815	41.115	89.775
					4	4	4	2	5	2	6	4	5	4	2	15.8	8.9	9.50	14.460	48.660		
7.	KARAKAS	Sena Elcin	TUR	2004	2	2	2	0	2	3	4	3	3	4	1	0	17.4		9.70	15.030	42.130	89.205
					5	6	4	6	5	6	4	3	6	6	1	14.8	9.4	8.90	13.975	47.075		
8.	HRUDOVÁ	Aneta	CZE	2005	2	2	2	2	4	2	3	4	2	4	1	0	17.2		9.80	14.555	41.555	88.570
					4	2	4	4	4	6	4	3	4	8	2	15.5	8.1	9.30	14.115	47.015		
9.	KARAKUS	Sila	TUR	2004	2	5	4	2	2	4	5	6	4	5	4	0	15.7		9.20	15.440	40.340	87.710
					5	6	5	8	6	7	6	4	4	4	4	0	14.1	9.4	9.40	14.870	-0.4	→
																					47.370	
10.	DONCHEVA	Petya	GER	2004	4	4	2	4	4	4	5	4	4	6	0	0	15.9		9.40	14.635	39.935	87.695
					4	4	2	4	4	2	4	4	4	7	0	16.1	7.6	9.50	14.560	47.760		
11.	SCHNEIDER	Fiona	GER	2004	4	4	4	5	2	4	4	1	2	4	1	0	16.5		9.50	13.725	39.725	85.400
					6	6	8	8	4	6	6	4	4	5	2	14.1	8.7	9.40	13.475	45.675		
12.	PETERS	Franziska	GER	2004	4	4	2	4	6	4	6	4	4	5	0	0	15.7		9.70	14.030	39.430	83.845
					8	8	8	6	8	6	6	5	6	6	1	13.2	8.7	9.00	13.515	44.415		
13.	SCHUBERT	Leonie	GER	2005	3	4	1	4	3	2	4	4	4	7	2	0	16.2		9.00	14.055	39.255	83.385
					6	4	6	3	6	6	4	4	5	6	2	14.8	6.5	9.20	13.630	44.130		
14.	BORCHERS	Carla	GER	2005	4	4	2	5	4	4	6	4	4	8	20	0	13.5		9.60	14.045	37.145	81.940
					4	4	2	4	4	4	6	5	5	6	0	15.6	5.4	9.60	14.195	44.795		
15.	AMREIN	Eva	GER	2005	4	4	0	4	5	4	6	4	4	5	1	0	15.9		9.60	13.280	38.780	81.930
					6	8	8	6	6	4	4	5	6	6	4	13.7	7.3	9.40	12.750	43.150		
16.	WOHLFAHRT	Lenya	GER	2005	4	5	3	5	4	6	4	5	4	6	0	0	15.4		9.50	13.645	38.545	81.870
					7	4	6	6	6	8	6	6	6	6	2	13.7	7.5	8.90	13.225	43.325		
17.	LULEY	Sofia	GER	2004	4	4	0	6	6	5	6	6	5	6	0	0	15.2		9.60	13.885	38.685	81.850
					6	8	8	6	7	5	8	8	8	9	0	12.7	7.9	9.00	13.565	43.165		
18.	LILJEROTH	Thea	SWE	2004	4	4	6	6	5	8	6	4	6	6	2	0	14.3		9.40	14.585	38.285	81.505
					8	8	10	9	10	8	10	10	8	8	4	10.7	9.5	9.30	13.720	43.220		
19.	VOGEL	Fabiënne	NED	2005	4	6	0	4	6	6	6	4	6	6	0	0	15.2		9.20	12.680	37.080	80.695
					6	4	7	5	6	6	6	7	8	0	0	13.9	7.6	9.30	12.815	43.615		
20.	VORAT	Lucia	GER	2005	4	4	6	4	4	5	6	6	4	8	1	0	14.8		9.50	12.785	37.085	80.150
					8	4	6	6	3	4	6	5	6	6	3	14.3	6.0	9.60	13.165	43.065		
21.	FERREIRA	Jessica	GER	2004	2	4	0	4	5	4	5	4	4	6	2	0	16.0		9.20	13.680	38.880	79.790
					6	6	6	4	4	5	6	5	7		0	13.1	6.9	8.60	12.310	40.910		
22.	FENKL	Cecile	GER	2004	4	4	4	6	4	4	6	6	5	6	0	0	15.1		9.70	12.530	37.330	79.615
					6	6	6	6	5	6	6	6	6	2	0	13.9	7.0	9.30	12.085	42.285		
23.	EPP	Laura	GER	2004	4	4	1	5	4	4	7	6	6	8	3	0	14.8		9.30	13.495	37.595	79.400
					5	6	6	5	4	6	6	6	6	8	4	13.8	6.2	8.80	13.005	41.805		
24.	BOOGAARD, VAN DEN	Pleun	NED	2004	5	6	6	4	5	6	6	2	5	6	2	0	14.7		9.10	12.490	36.290	79.260
					6	4	6	4	8	6	6	3	5	8	3	14.1	6.9	9.00	12.970	42.970		
25.	KÖCHER	Maya	GER	2004	4	4	4	4	6	5	7	6	5	7	2	0	14.6		9.70	12.830	37.130	79.050
					8	6	5	6	8	8	7	8	6	6	1	13.1	6.9	9.50	12.420	41.920		
26.	WASSBERGER	Mira	SWE	2004	4	4	4	6	6	8	8	5	5	6	1	0	14.3		9.10	13.480	36.880	79.035
					7	7	6	6	8	8	8	6	8	10	20	10.6	8.7	9.40	13.455	42.155		

				S1	S2	S3	S4	S5	S6	S7	S8	S9	S10	L	A	E	D	H	Time	Total	Score	
27.	MAHOVSKA	Katerina	 CZE	2004	4	4	4	6	6	8	10	5	6	8	0	0	13.9		9.60	13.320	36.820	78.810
					7	6	6	6	6	8	8	8	8	2	0	12.7	7.0	9.30	12.990	41.990		
28.	WEYERSHAUSEN	Finja	 GER	2005	4	5	4	6	6	4	8	8	6	8	1	0	14.0		9.50	12.665	36.165	78.530
					8	6	3	6	5	4	6	6	4	8	1	0	14.3	5.6	9.60	12.865	42.365	
29.	SRŠEN	Soča	 SLO	2004	6	6	4	6	8	6	5	7	6	6	4	0	13.6		9.50	12.690	35.790	76.150
					6	8	7	4	8	6	8	6	8	4	0	12.7	5.4	9.40	12.860	40.360		
30.	KNÖFEL	Anna	 GER	2005	6	8	8	7	6	8	7	8	8	8	0	0	12.6		8.80	12.305	33.705	74.030
					7	6	8	6	8	8	8	9	8	8	1	0	12.3	6.8	8.80	12.425	40.325	
31.	DÄHNRIICH	Finja	 GER	2004	4	6	4	7	8	7	8	8	8	8	1	0	13.1		9.20	12.495	34.795	74.015
					6	6	6	8	8	6	8	8	8	8	1	0	12.7	4.9	9.20	12.420	39.220	
32.	HAM, VAN	Julia	 NED	2004	3	4	4	4	4	4	6	5	5	6	2	0	15.3		9.50	14.785	39.585	71.835
					6	4	6	6	6	6	7				0	9.9	6.2	6.00	10.150	32.250		
33.	TOLKSDORF	Ida	 GER	2004	4	4	4	6	6	8	6	6	6	7	4	0	13.9		9.10	13.300	36.300	62.645
					8	6	6	6	6	6					0	8.2	4.1	5.90	8.145	26.345		
34.	LANGNER	Sabrina	 GER	2004	2	2	0	4	4	2	4	4	4	5	1	0	16.8		9.30	14.855	40.955	60.900
					4	6	6	6							0	5.8	4.6	3.80	5.745	19.945		
35.	FREY	Luka	 GER	2004	4	4	2	4	2	2	4	4	3	4	1	0	16.6		9.40	15.160	41.160	56.135
					4	4	6								0	4.6	3.3	2.80	4.275	14.975		
36.	ARČON	Petra	 SLO	2004	4	6	6	8	8						0	6.8		4.70	6.805	18.305	54.365	
					6	4	7	8	10	8	8	10	9		0	11.0	5.6	7.90	11.560	36.060		
37.	RYSAVA	Bara	 CZE	2004	5	3	2	2	4	4	2	2	4	5	2	0	16.5		9.10	15.090	40.690	49.790
					6	8									0	2.6	1.8	1.60	3.100	9.100		
38.	MÜLLER	Marieluise	 GER	2004	3	4	2	4	4	3	6	5	4	6	2	0	15.7		9.70	13.825	39.225	49.200
					6	8									0	2.6	2.5	2.00	2.875	9.975		
39.	KOLA	Sheridan	 GER	2005	0	2	1	4	4	2	4	4	4	4	0	0	17.1		9.10	14.695	40.895	45.805
					7										0	1.3	1.3	1.00	1.510	-0.2	→	
																				4.910		
40.	BOSMA	Nienke	 NED	2004	4	6	4	5	4	4	4	5	4		0	14.0		8.60	12.685	35.285	45.205	
					6	7									0	2.7	2.3	1.90	3.020	9.920		
41.	BRISCHKE	Laura	 GER	2004											0					0	43.760	
					6	8	8	4	6	6	8	6	6	8	3	0	13.1	8.2	9.10	13.360	43.760	
42.	TUPS	Lea	 GER	2004	4	5	3	4	5						0	7.9		4.30	7.005	19.205	41.255	
					6	4	6	6	8						0	7.0	3.3	4.80	6.950	22.050		
43.	SCHLAUCH	Lisa	 GER	2005	6	6	6	8	7						0	6.7		4.70	6.895	18.295	34.070	
					6	7	8								0	3.9	4.8	3.00	4.075	15.775		



GymCity Open 2018 *Event subtitle*
Individual trampoline – GCO 3 – Final

				S1	S2	S3	S4	S5	S6	S7	S8	S9	S10	L	A	E	D	H	Time	Total	Score	
1.	OVČARUKA	Darja		2005	4	4	5	2	5	4	4	4	4	5	0	0	15.9	12.1	9.10	14.065	51.165	51.165
			LAT																			
2.	SHAW	Keira		2004	5	2	6	4	4	4	4	4	3	2	0	15.8	10.5	9.60	14.215	50.115	50.115	
			GBR																			
3.	IMLE	Vanessa		2004	4	3	4	4	4	4	2	2	4	4	0	0	16.5	8.6	9.40	15.080	49.580	49.580
			GER																			
4.	KARAKAS	Sena Elcin		2004	4	4	4	4	5	4	3	2	4	4	0	0	16.2	9.4	9.40	14.310	49.310	49.310
			TUR																			
5.	YALCIN	Livanur		2004	4	3	3	4	4	4	2	4	4	5	2	0	16.1	8.9	9.20	14.330	48.530	48.530
			TUR																			
6.	BAGGULEY	Grace		2004	5	1	5	4	4	4	4	4	4	0	0	16.1	9.1	9.00	14.095	48.295	48.295	
			GBR																			
7.	BRAAF	Luisa		2004	5	4	4	4	4	4	4	2	4	4	2	0	15.9	8.7	9.00	14.245	47.845	47.845
			GER																			
8.	HRUDOVÁ	Aneta		2005	5	2	4	4	4	6	6	4	5	8	0	0	15.2	8.1	9.30	13.745	46.345	46.345
			CZE																			
9.	WOHLFAHRT	Lenya		2005	5	4	6	4	6							0	7.5	4.1	4.70	6.865	23.165	23.165
			GER																			



GymCity Open 2018 *Event subtitle*
Individual trampoline – GCO 4 – Qualification

				S1	S2	S3	S4	S5	S6	S7	S8	S9	S10	L	A	E	D	H	Time	Total	Score	
1.	HAGEN	Luis	GER	2005	1 5	1 4	2 4	2 4	0 2	2 4	2 2	2 4	4 5	2 4	0 0	18.0 15.8		9.50 9.40	16.245 15.500	43.745 49.600	93.345	
2.	DANIS	Emirhan	TUR	2005	0 4	2 2	1 2	2 4	0 2	2 1	2 2	1 4	2 4	0 5	0 0	18.6 17.0		9.90 9.6	14.320 13.775	42.820 49.575	92.395	
3.	FEYH	Miguel	GER	2005	0 4	2 4	2 6	2 4	2 2	4 4	4 2	2 2	4 3	0 6	0 0	17.6 16.3		9.40 9.7	15.040 14.740	42.040 50.340	92.380	
4.	TOROGLU	Ismail Eren	TUR	2004	1 5	2 2	2 6	2 3	4 4	4 2	2 4	1 4	2 4	1 0	0 0	17.7 16.4		9.60 9.0	15.075 14.210	42.375 49.210	91.585	
5.	RISCH	Valentin	GER	2005	0 4	2 4	2 4	2 6	2 6	4 5	4 4	3 4	3 4	4 8	2 4	0 0	17.2 14.7		9.30 9.2	15.285 14.510	41.785 47.710	89.495
6.	GARMANN	Lars	GER	2004	2 2	1 2	2 4	4 4	2 2	2 4	4 4	3 6	2 5	4 4	2 4	0 0	17.2 15.9		9.40 7.8	14.655 14.365	41.255 46.965	88.220
7.	DANNENBERG	Jan	GER	2005	4 6	2 4	2 6	4 6	2 6	2 6	4 7	4 6	4 6	4 6	0 0	16.8 14.1		9.50 7.8	13.955 13.430	40.255 44.930	85.185	
8.	KRIVANEC	Max	CZE	2005	3 8	2 5	3 8	4 4	3 4	4 7	6 6	3 6	4 7	4 6	0 0	16.4 13.9		9.10 7.8	13.450 13.475	38.950 44.575	83.525	
9.	GLADJUK	Michael	GER	2005	3 6	5 4	2 6	4 4	6 4	5 5	6 5	4 6	6 6	0 0	0 0	15.3 14.8		9.60 7.4	13.180 12.810	38.080 44.210	82.290	
10.	BILLVÉN EDHAMMAR	Vilhelm	SWE	2005	3 6	5 8	4 8	4 6	5 4	4 6	4 4	4 4	5 6	5 6	2 0	0 0	15.5 12.8		9.40 7.3	15.075 12.425	39.975 40.625	80.600
11.	SJÖBLOM	Linus	SWE	2005	4 6	6 9	6 10	5 8	6 6	4 8	6 8	4 6	6 9	8 4	4 0	0 0	14.1 12.0		9.20 8.4	13.850 12.530	37.150 41.930	79.080
12.	VLITAKIS	Pavlos	GER	2005	3 6	4 8	6 6	6 7	6 7	8 7	6 7	5 6	4 6	0 4	0 0	14.6 13.1		9.30 7.2	12.770 12.585	36.670 41.885	78.555	
13.	POVÝŠIL	Radek	CZE	2004	6 6	6 6	6 6	8 6	6 6	4 6	4 8	6 6	8 8	9 4	0 0	13.7 13.2		9.30 6.4	12.600 12.740	35.600 41.640	77.240	
14.	KOLÁŘ	Daniel	CZE	2004	6 8	6 7	6 8	6 6	8 8	6 8	6 8	7 8	6 8	6 8	2 0	0 0	13.5 12.3		9.10 5.6	13.220 13.425	35.820 40.425	76.245
15.	FENKL	Sean	GER	2005	6 6	6 7	4 8	6 7	6 6	6 8	8 7	6 7	6 6	8 10	0 0	0 0	13.8 12.8		9.70 5.7	12.440 12.030	35.940 40.130	76.070
16.	VODICKA	Kuba	CZE	2005	4 10	8 7	6 9	6 10	8 10	6 10	6 10	5 9	6 8	9 10	1 10	0 0	13.5 9.7		9.30 6.8	13.225 12.960	36.025 38.460	74.485
17.	UVAROVVS	Dmitrijs	LAT	2005	0 0	2 2	2 2	2 2	2 2	2 2	2 2	2 2	2 6	0 0	0 0	17.8 5.6		9.50 1.4	14.510 4.555	41.810 14.455	56.265	
18.	VON HEIDEMAN	Linus	SWE	2004	2 6	4	2	5	7	5	6	4	5	6	2	0	15.2		9.40 1.3	15.020 1.550	39.620 5.250	44.870



GymCity Open 2018 *Event subtitle*
Individual trampoline – GCO 4 – Final

				S1	S2	S3	S4	S5	S6	S7	S8	S9	S10	L	A	E	D	H	Time	Total	Score	
1.	HAGEN	Luis	GER	2005	4	4	4	4	3	2	4	3	4	4	0	0	16.4	8.9	9.30	15.465	50.065	50.065
2.	FEYH	Miguel	GER	2005	6	5	6	4	4	6	4	4	4	6	1	0	15.0	11.4	9.10	14.545	50.045	50.045
3.	DANIS	Emirhan	TUR	2005	4	2	2	4	2	1	4	4	2	4	0	0	17.1	9.6	9.30	13.945	49.945	49.945
4.	TOROGLU	Ismail Eren	TUR	2004	4	2	4	2	4	2	4	4	4	4	0	0	16.6	9.0	9.50	14.230	49.330	49.330
5.	RISCH	Valentin	GER	2005	4	5	6	4	6	6	4	5	6	6	0	0	14.8	9.2	9.20	14.020	47.220	47.220
6.	GARMANN	Lars	GER	2004	4	2	4	2	5	6	6	7	7	6	4	0	14.7	8.4	8.70	14.085	45.885	45.885
7.	DANNENBERG	Jan	GER	2005	6	4	6	4	4	4	6	4	6	8	0	0	14.8	8.0	9.50	13.300	45.600	45.600
8.	KRIVANEC	Max	CZE	2005	8	6	8	4	7	8	6	6	8	8	1	0	13.0	7.8	9.70	13.200	43.700	43.700



GymCity Open 2018 *Event subtitle*
Individual trampoline – GCO 5 – Qualification

				S1	S2	S3	S4	S5	S6	S7	S8	S9	S10	L	A	E	D	H	Time	Total	Score	
1.	TOSUNER	Cansin	TUR	2002	2	2	4	2	3	4	3	2	2	2	0	0	17.4		9.40	15.105	41.905	91.310
					5	4	6	4	4	4	2	4	4	1	0	15.8	9.5	9.50	14.605	49.405		
2.	STÖHR	Gabriela	GER	2002	6	4	2	4	3	2	6	6	4	5	0	0	15.8		9.40	15.400	40.600	89.990
					3	2	4	6	5	5	3	4	4	0	0	16.0	8.6	9.50	15.290	49.390		
3.	PAPE	Nina	GER	2003	1	2	2	3	4	2	4	4	4	5	0	0	16.9		9.40	15.075	41.375	89.385
					2	2	4	4	2	4	2	4	6	6	2	0	16.2	7.3	9.70	14.810	48.010	
4.	LARSSON	Linnea	SWE	2002	0	2	2	4	5	6	4	3	4	5	2	0	16.3		9.40	15.180	40.880	88.065
					4	6	6	6	6	6	6	4	4	6	1	0	14.5	9.0	9.10	14.585	47.185	
5.	LAUHÖFER	Saskia	GER	2003	2	2	2	4	6	3	4	4	4	4	2	0	16.3		9.30	15.285	40.885	88.045
					6	4	6	7	6	8	6	6	6	6	1	0	13.8	10.0	9.20	14.160	47.160	
6.	ZIMMERHACKEL	Jana	GER	2003	2	3	3	4	3	4	3	3	4	4	20	0	14.7		9.50	14.990	39.190	87.910
					4	4	4	3	4	4	4	5	4	4	0	0	16.0	8.6	9.70	14.420	48.720	
7.	LUEG	Fabienne	GER	2002	3	2	2	2	5	2	4	4	4	6	2	0	16.4		9.70	14.275	40.375	87.165
					4	6	7	4	5	4	4	4	4	4	2	0	15.2	8.2	9.60	13.790	46.790	
8.	ZLOCZEWSKA	Maja	POL	2002	1	2	2	3	5	4	5	6	4	4	2	0	16.2		9.70	14.240	40.140	86.885
					4	4	6	4	3	2	5	4	7	8	4	0	14.9	8.3	9.70	13.845	46.745	
9.	KÖHLER	Lilly-Sophie	GER	2003	2	3	0	3	2	4	4	6	4	5	1	0	16.6		9.40	14.410	40.410	86.860
					4	4	6	6	4	3	4	6	4	6	2	0	15.1	8.2	9.30	13.850	46.450	
10.	SCHWARTZ	Nadine	GER	2003	4	0	4	4	3	4	5	4	5	8	2	0	15.7		9.70	13.950	39.350	86.165
					4	6	6	7	4	4	4	5	4	6	0	0	15.0	8.6	9.60	13.615	46.815	
11.	VOS DE	Maura	NED	2002	4	4	4	4	2	6	6	4	4	4	2	0	15.6		9.60	15.175	40.375	86.095
					6	5	8	8	8	6	6	6	6	6	2	0	13.3	9.2	9.00	14.220	45.720	
12.	MILEROVA	Klara	CZE	2002	4	4	4	6	6	4	6	4	5	4	0	0	15.3		9.20	14.435	38.935	85.325
					4	8	8	4	6	8	8	5	6	6	2	0	13.5	9.0	9.70	14.190	46.390	
13.	SEIDEL	Lisa Marie	GER	2003	2	2	0	4	4	4	4	5	3	4	2	0	16.6		9.40	14.205	40.205	85.150
					6	5	6	8	8	6	6	4	5	5	0	0	14.1	8.6	8.90	13.345	44.945	
14.	JUNKER	Ajana	GER	2003	2	4	2	4	6	3	4	4	4	4	0	0	16.3		9.60	14.215	40.115	84.750
					6	4	6	6	6	7	7	6	6	6	0	0	14.0	7.7	9.20	13.735	44.635	
15.	FLECK	Ann-Katrin	GER	2003	2	4	1	4	4	4	4	6	4	6	0	0	16.1		9.00	13.900	39.000	84.585
					5	6	6	7	5	6	6	4	4	6	2	0	14.3	8.7	9.00	13.585	45.585	
16.	MELIN	Clara	SWE	2003	4	3	4	4	4	2	4	4	4	6	2	0	15.9		9.20	14.000	39.100	83.795
					4	3	1	4	4	4	4	4	5	6	4	0	15.7	5.7	9.30	13.995	44.695	
17.	HUSLAROVA	Natalie	CZE	2003	6	4	6	6	5	6	6	4	5	6	0	0	14.6		9.70	13.980	38.280	83.785
					6	4	6	8	6	4	6	6	6	6	2	0	14.0	8.0	9.70	13.805	45.505	
18.	ELISSON	Siri	SWE	2003	4	4	6	8	4	4	4	4	4	5	0	0	15.3		9.30	13.395	37.995	82.460
					6	4	8	7	6	7	6	4	4	8	4	0	13.6	8.1	9.70	13.065	44.465	
19.	HEIMAN	Lova	SWE	2003	4	8	6	6	6	6	6	4	4	6	0	0	14.4		9.30	13.730	37.430	82.430
					7	6	6	6	6	6	6	6	6	6	0	0	13.9	8.1	9.30	13.700	45.000	
20.	KÖNIG	Loreéna	GER	2003	4	4	4	5	6	4	6	8	6	6	0	0	14.7		9.50	13.545	37.745	81.890
					6	6	6	6	7	4	4	6	6	6	2	0	14.1	7.7	9.30	13.045	44.145	
21.	VAVŘINOVÁ	Natálie	CZE	2003	4	6	6	6	4	4	6	3	6	8	2	0	14.5		9.20	14.800	38.500	78.985
					5	5	6	6	8	7	6	4	6		0	12.7	6.9	8.00	12.885	40.485		
22.	JÁNOŠÍKOVÁ	Eva	CZE	2002	2	4	6	5	4	5	6	6	6	6	0	0	15.0		9.00	13.410	37.410	76.970
					8	5	6	6	4	6	7	6	8		0	12.4	6.8	8.30	12.060	39.560		
23.	ERNIŠA	Lara	SLO	2003	6	8	6	6	6	8	8	5	6	10	20	0	11.1		9.60	13.920	34.620	75.815
					8	7	6	8	8	10	8	7	7	6	3	0	12.2	6.1	9.20	13.695	41.195	
24.	HEUVEL, VAN DEN	Caitlin	NED	2003	2	2	3	4	2	4	2	4	2	4	2	0	16.9		9.40	15.365	41.665	61.310
					5	4	6	8							0	5.7	4.4	3.60	5.945	19.645		
25.	KORBELOVA	Sarka	CZE	2002	2	2	4	2	2	4	4	2	4	4	1	0	16.9		9.10	14.600	40.600	45.910
					6										0	1.4	1.5	0.90	1.510	5.310		
26.	KRIVANCOVA	Agata	CZE	2003	6	4	6	6	6	6	6	4			0	11.6		7.50	11.495	30.595	38.795	
					8	10									0	2.2	1.6	1.60	2.800	8.200		

			S1	S2	S3	S4	S5	S6	S7	S8	S9	S10	L	A	E	D	H	Time	Total	Score
27.	BENJESTORF	Mara	2003	6	7									0	2.7		2.00	2.870	7.570	12.500
		Ger		6										0	1.4	1.3	0.90	1.330	4.930	








GymCity Open 2018 *Event subtitle*
Individual trampoline – GCO 5 – Final

			S1	S2	S3	S4	S5	S6	S7	S8	S9	S10	L	A	E	D	H	Time	Total	Score		
1.	TOSUNER	Cansin		2002	5	3	4	2	4	4	4	2	4	4	2	0	16.2	9.5	9.20	14.585	49.485	49.485
			TUR																			
2.	STÖHR	Gabriela		2002	2	4	4	4	5	4	4	4	5	0	0	16.0	8.6	9.60	15.105	49.305	49.305	
			GER																			
3.	LARSSON	Linnea		2002	4	4	4	5	4	4	4	4	4	2	0	15.7	9.0	9.10	14.975	48.775	48.775	
			SWE																			
4.	ZIMMERHACKEL	Jana		2003	4	4	4	4	4	4	2	4	4	4	0	0	16.2	8.6	9.40	14.310	48.510	48.510
			GER																			
5.	PAPE	Nina		2003	2	3	4	4	2	2	3	4	4	6	2	0	16.4	7.3	9.30	14.855	47.855	47.855
			GER																			
6.	LUEG	Fabienne		2002	5	6	5	4	4	6	4	4	4	4	0	0	15.4	8.2	9.40	13.740	46.740	46.740
			GER																			
7.	KÖHLER	Lilly-Sophie		2003	4	4	5	6	5	4	5	6	6	6	2	0	14.7	8.2	9.50	14.225	46.625	46.625
			GER																			
8.	ZLOCZEWSKA	Maja		2002	4	5	6	4	3	2	4	4	6	6	2	0	15.4	8.3	9.30	13.620	46.620	46.620
			POL																			
9.	LAUHÖFER	Saskia		2003	6	4	5	8	7	7	6	6	6	8	1	0	13.6	9.9	8.90	14.115	46.515	46.515
			GER																			



GymCity Open 2018 *Event subtitle*
Individual trampoline – GCO 6 – Qualification

				S1	S2	S3	S4	S5	S6	S7	S8	S9	S10	L	A	E	D	H	Time	Total	Score
1.	ROESLER	Manuel	2002	0	0	1	2	2	0	2	4	1	2	0	0	18.6		9.70	17.080	45.380	99.470
			GER	4	5	4	4	6	6	4	4	4	6	0	0	15.3	13.3	9.30	16.190	54.090	
2.	LAUXTERMANN	Caio	2003	0	0	2	2	2	4	2	2	0	2	0	0	18.4		9.50	16.910	44.810	99.145
			GER	4	4	4	3	5	4	4	4	4	5	0	0	15.9	13.3	9.00	16.135	54.335	
3.	PERZAMANOS	Zak	2003	0	0	2	0	2	4	2	2	2	2	2	0	18.2		9.00	16.645	43.845	98.785
			GBR	4	4	4	4	5	4	5	4	4	5	2	0	15.5	14.2	9.50	15.740	54.940	
4.	BUDDE	Max Otto Jörn	2002	0	0	1	2	2	0	2	3	2	2	2	0	18.4		9.60	17.150	45.150	98.025
			GER	4	2	4	2	4	2	4	4	4	3	2	0	16.5	10.8	9.10	16.475	52.875	
5.	FJODOROV	Ilja	2003	1	0	2	3	2	2	2	3	3	2	0	0	18.0		9.40	16.745	44.145	96.385
			LAT	6	5	7	6	6	4	6	6	6	7	0	0	14.1	13.1	9.30	15.740	52.240	
6.	GASCHE	Jon Luca	2002	1	2	2	2	2	1	4	4	2	4	4	0	17.2		9.30	16.050	42.550	92.855
			GER	5	2	4	3	4	4	6	2	4	4	4	0	15.8	9.7	9.30	15.505	50.305	
7.	PILPACH	David	2002	3	2	2	2	4	4	3	6	4	4	0	0	16.6		9.30	15.485	41.385	91.820
			CZE	4	4	4	5	4	4	4	4	5	5	0	0	15.7	10.0	9.20	15.535	50.435	
8.	SORMAN	Emre	2002	0	2	1	2	3	2	2	2	4	4	2	0	17.6		9.50	16.535	43.635	91.630
			NED	8	8	8	6	8	6	8	8	6	10	2	0	12.2	11.4	9.20	15.195	47.995	
9.	TIELEMAN	Nard	2003	1	3	2	2	2	4	2	3	4	4	0	0	17.3		9.50	16.280	43.080	91.590
			NED	6	3	6	7	6	5	8	7	8	6	2	0	13.6	10.5	9.20	15.210	48.510	
10.	HOFMANN	Simon	2003	0	0	2	2	2	2	4	4	2	4	0	0	17.8		9.10	15.120	42.020	90.800
			GER	6	7	6	5	6	8	6	3	4	8	4	0	13.7	11.2	9.40	14.480	48.780	
11.	PAZOUR	Marius	2003	2	2	2	3	4	4	4	4	4	4	3	0	16.4		9.40	15.650	-0.2	90.420
			AUT	6	4	6	4	6	6	4	5	6	8	2	0	14.3	10.1	9.20	15.570	→	41.250
																				49.170	
12.	RAMACHER	Simon	2002	2	2	3	4	2	2	4	4	2	8	2	0	16.5		9.20	16.265	-2.0	88.615
			GER	4	4	4	8	5	4	4	3	9	6	2	0	14.7	8.8	9.20	15.950	→	39.965
																				48.650	
13.	TUTTAS	Joshua	2002	2	2	3	2	2	2	4	6	4	5	1	0	16.7		9.40	14.925	41.025	87.685
			GER	8	6	6	8	6	8	5	6	6	6	0	0	13.5	9.6	9.10	14.460	46.660	
14.	KJELLEN	Lucas	2003	6	4	6	4	5	5	4	6	4	6	4	0	14.6		9.60	15.945	40.145	87.640
			SWE	6	6	7	6	6	4	6	6	6	8	20	0	11.9	11.1	8.80	15.695	47.495	
15.	VOLLRATH	Leon	2002	4	3	4	6	4	5	4	4	4	4	0	0	15.8		9.20	14.970	39.970	87.460
			GER	6	4	6	4	6	8	6	6	6	9	2	0	13.7	10.1	9.20	14.490	47.490	
16.	REMPALSKI	Kacper	2003	2	2	2	3	6	4	6	2	2	4	2	0	16.5		9.70	15.475	41.675	86.515
			POL	2	2	4	1	2	2	2	2	4		0	15.9	5.9	8.60	14.440	44.840		
17.	VĚCHET	Pavel	2002	2	2	4	4	4	4	6	8	4	5	2	0	15.5		9.00	15.955	40.455	86.200
			CZE	6	4	8	8	8	9	8	8	6	8	4	0	12.3	10.3	8.50	14.645	45.745	
18.	SCHMIDTKE	Tony	2002	4	3	4	2	6	4	4	4	4	6	0	0	15.9		9.40	14.795	40.095	85.715
			GER	6	8	8	10	6	7	8	5	6	8	1	0	12.7	9.2	9.30	14.420	45.620	
19.	KREZELOK	Kordian	2003	2	2	6	3	4	4	2	4	4	6	2	0	16.1		9.20	15.430	40.730	85.340
			POL	2	6	4	6	6	6	4	4	2		0	14.0	8.4	8.70	13.510	44.610		
20.	REUS	Martijn	2002	4	4	2	4	5	4	6	4	4	6	2	0	15.5		9.20	15.035	39.735	85.225
			NED	6	8	10	6	8	7	6	6	6	8	2	0	12.7	9.4	9.30	14.090	45.490	
21.	MELNICHUK	Eduard	2003	2	2	4	4	6	4	5	4	4	4	4	0	15.7		9.30	15.270	40.270	85.080
			GER	6	4	8	4	4	9	6	6	6	5	0	0	14.2	8.4	9.40	14.810	-2.0	→
																				44.810	
22.	OLSSON	Alvin	2003	4	2	6	6	8	7	8	6	6	6	0	0	14.1		9.20	13.915	37.215	82.550
			SWE	6	8	8	6	6	6	8	6	6	8	0	0	13.2	8.7	9.40	14.035	45.335	
23.	GARCIA	Matias	2003	4	4	4	6	5	6	4	7	5	6	2	0	14.7		8.90	13.970	37.570	78.605
			COL	7	6	8	10	7	10	8	8	6	4	3	0	12.3	6.0	9.30	13.435	41.035	

					S1	S2	S3	S4	S5	S6	S7	S8	S9	S10	L	A	E	D	H	Time	Total	Score
24.	ADAMIČ	Janez	 slo	2003	4	4	6	6	4	6	6	6	4	6	2	0	14.6		9.20	13.835	-4.0	76.145
					7	6	8	9	6	8	6	6	8	8	2	0	12.6	7.5	9.00	13.410	→	
																					33.635	
																						42.510
25.	HOPFGARTNER	Georg	 AUT	2002	6	4	6	5	5	6	6					0	10.2		6.60	10.415	27.215	72.915
					6	6	8	8	8	7	7	6	7	9	4	0	12.4	9.8	9.10	14.400	45.700	
26.	DETYNA	Jonatan	 POL	2003	2	1	2	2	6	4	4	4	3	4	2	0	16.6		9.50	15.710	41.810	69.360
					6	6	8	8	8	10						0	7.4	5.9	5.40	8.850	27.550	
27.	ARMSTRONG	Robert	 GBR	2003	0	4	4	6								0	6.6		3.70	6.395	16.695	64.435
					6	9	8	8	6	5	6	8	6	8	2	0	12.8	11.0	8.90	15.040	47.740	
28.	WEIGEL	Tim	 GER	2002	4	6	6	6	8	8	10	10	7	10	0	0	12.5		9.10	13.605	35.205	56.305
					8	9	8	10	8							0	5.7	3.5	4.50	7.400	21.100	



GymCity Open 2018 *Event subtitle*
Individual trampoline – GCO 6 – Final

				S1	S2	S3	S4	S5	S6	S7	S8	S9	S10	L	A	E	D	H	Time	Total	Score
1.	LAUXTERMANN Caio		2003	4	4	4	3	4	4	4	4	4	4	2	0	15.9	13.3	9.20	16.440	54.840	54.840
		GER																			
2.	PERZAMANOS Zak		2003	4	4	4	6	4	4	6	4	4	6	1	0	15.3	14.2	9.10	15.775	54.375	54.375
		GBR																			
3.	ROESLER Manuel		2002	4	4	4	4	4	6	5	6	5	5	1	0	15.2	13.3	9.20	15.865	53.565	53.565
		GER																			
4.	PILPACH David		2002	4	3	4	4	4	5	6	6	5	6	0	0	15.3	9.9	9.00	15.355	49.555	49.555
		CZE																			
5.	GASCHE Jon Luca		2002	5	4	4	6	6	6	6	4	4	6	0	0	14.9	9.7	9.10	15.380	49.080	49.080
		GER																			
6.	FJODOROVS Ilja		2003	4	4	4	4	5	6	6	8	6	7	2	0	14.4	9.9	8.70	15.925	48.925	48.925
		LAT																			
7.	SORMAN Emre		2002	7	4	8	6	8							0	6.7	6.1	4.20	7.950	24.950	24.950
		NED																			
8.	BUDDE Max Otto Jörn		2002	4											0	1.6	1.8	1.00	1.815	-0.2 → 6.015	6.015
		GER																			



GymCity Open 2018 *Event subtitle*
Individual trampoline – GCO 7 – Qualification

				S1	S2	S3	S4	S5	S6	S7	S8	S9	S10	L	A	E	D	H	Time	Total	Score	
1.	AMEDICK	Carlotta	GER	2000	0 4	2 4	2 4	2 4	0 4	2 5	2 3	3 4	1 4	2 6	0 0	0 0	18.4 15.8	10.7 9.70	9.80 15.140	15.720 51.340	43.920 51.340	95.260
2.	BROWNSEY	Louise	GBR	2000	0 6	0 6	2 6	1 4	2 6	0 4	3 6	0 6	2 6	4 6	0 0	0 0	18.6 14.4	12.2 9.30	9.60 14.655	15.745 50.555	43.945 50.555	94.500
3.	BUCHHOLZ	Charmaine	GER	2000	1 6	2 4	0 6	1 6	2 5	2 6	2 6	2 3	2 4	2 4	0 0	0 0	18.4 15.0	11.4 9.40	9.60 14.805	15.885 50.605	43.885 50.605	94.490
4.	MAYER	Melina	GER	2000	0 4	2 3	0 6	2 4	4 6	1 6	2 6	2 3	2 4	4 5	0 2	0 0	18.1 15.1	9.7 9.00	9.60 14.335	15.070 48.135	42.770 48.135	90.905
5.	SÜSS	Annika	GER	2001	1 2	2 2	0 4	3 6	2 6	2 6	4 6	4 6	2 5	6 5	0 2	0 0	17.4 15.0	8.6 9.40	9.20 14.420	14.755 47.420	41.355 47.420	88.775
6.	BÄDORF	Nora	GER	2000	0 4	2 4	2 5	4 3	2 3	2 4	4 6	2 5	2 4	4 8	0 0	0 0	17.6 15.4	8.5 9.20	9.70 13.975	14.290 47.075	41.590 47.075	88.665
7.	WOODALL	Natasha	GBR	2000	4 6	2 5	4 6	4 4	2 4	4 5	0 6	2 6	3 6	4 8	2 0	0 0	16.9 14.4	10.0 8.90	9.30 14.170	14.670 47.470	40.870 47.470	88.340
8.	MÖLTERS	Jasmin	GER	2001	4 5	4 2	4 5	4 6	6 4	2 4	5 4	4 6	3 4	4 8	1 0	0 0	15.9 15.0	8.3 9.30	9.40 14.385	14.640 46.985	39.940 46.985	86.925
9.	ROTHER	Kira	GER	2001	4 4	4 4	3 4	4 3	5 4	4 4	4 4	6 6	6 5	6 6	0 0	0 0	15.4 15.6	8.3 9.50	9.40 14.130	13.910 47.530	38.710 47.530	86.240
10.	SCHÜLLER	Paula	GER	2000	0 4	2 2	2 8	4 8	2 4	2 6	4 6	3 6	3 6	6 6	2 2	0 0	17.0 14.2	8.3 9.50	9.00 13.650	14.265 45.650	40.265 45.650	85.915
11.	GROENDIJK	Joska	NED	1997	2 6	4 4	4 6	3 8	5 4	3 6	3 4	4 3	6 5	7 6	0 2	0 0	15.9 14.6	8.0 9.10	9.70 14.010	14.085 45.710	39.685 45.710	85.395
12.	REDMAN	Sofia	SWE	2001	4 8	3 7	4 8	6 9	6 8	4 8	4 6	3 8	3 8	4 6	0 2	0 0	15.9 12.2	9.4 9.50	9.40 13.990	14.565 -0.2	39.865 44.890	84.755
13.	BAUMGÄRTNER	Michelle	GER	1998	4 6	2 4	4 6	3 6	4 4	5 5	6 6	6 5	4 6	5 8	2 3	0 0	15.5 14.1	7.6 9.10	9.10 14.030	14.030 44.830	38.630 44.830	83.460
14.	LEITNER	Fabienne	GER	1997	2 6	4 4	4 6	6 8	2 4	4 6	5 6	4 6	4 6	6 6	15 0	0 0	14.4 13.0	7.6 8.50	9.10 13.015	14.350 42.115	37.850 42.115	79.965
15.	KRONE	Malou	GER	1998	0 1	2 2	4 4	4 4	4 2	4 2	6 4	6 4	6 4	6 6	3 0	0 0	13.0 16.4	6.4 9.10	7.50 13.875	11.270 45.775	31.770 45.775	77.545
16.	BECK	Sarina	GER	2001	6 6	6 6	5 6	6 6	8 8	6 8	7 8	7 8	6 6	8 6	2 1	0 0	13.3 13.1	5.2 8.70	9.30 12.870	13.500 39.870	36.100 39.870	75.970
17.	FEIST	Fenja	GER	1997	0 4	2 4	0 4	2 4	2 2	3 3	4 4	5 5	2 4	4 4	0 0	0 0	17.6 4.8	3.4 3.00	9.30 4.380	14.215 15.580	41.115 15.580	56.695
18.	STEIB	Nelia	GER	2001	4 9	4 10	2 7	2 7	4 4	6 6	5 5	4 4	2 4	4 4	0 0	0 0	16.3 3.4	2.0 2.70	9.10 4.290	14.430 12.390	39.830 12.390	52.220
19.	LIZEKA	Fotini	GER	2001	2 2	2 6	0 6	4 4	3 3	4 4	3 3	4 4	2 4	4 4	1 0	0 0	17.1 3.2	1.8 1.80	9.40 3.050	14.445 9.850	40.945 9.850	50.795
20.	BENDOŮÁ	Michaela	CZE	2001	2 4	2 6	4 4	4 4	4 4	3 3	6 6	4 4	4 6	4 6	4 0	0 0	15.7 3.0	2.3 1.60	8.50 3.135	15.010 10.035	39.210 10.035	49.245
21.	STAIBER	Selina	GER	2001	0 4	1 4	0 4	2 4	2 4	2 2	2 2	2 2	2 4	4 4	0 0	0 0	18.3 1.6	1.5 1.00	9.10 1.535	15.110 5.635	42.510 5.635	48.145
22.	FABIG	Jana	GER	2000	0 5	2 5	0 5	2 4	4 4	2 4	4 4	4 4	2 4	4 4	4 0	0 0	17.2 1.5	1.3 0.09	9.60 1.550	14.265 4.440	41.065 4.440	45.505
23.	SCHOLZ	Anna-Lena	GER	2000	4 5	4 5	1 5	4 4	4 4	5 5	6 6	6 6	4 4	6 6	3 0	0 0	15.3 1.5	1.2 0.90	9.50 1.605	14.510 5.205	39.310 5.205	44.515



GymCity Open 2018 *Event subtitle*
Individual trampoline – GCO 7 – Final

			S1	S2	S3	S4	S5	S6	S7	S8	S9	S10	L	A	E	D	H	Time	Total	Score	
1.	BROWNSEY Louise	GBR	2000	6	5	5	4	6	4	4	5	4	4	2	0	15.1	12.2	9.20	15.135	51.635	51.635
2.	BUCHHOLZ Charmaine	GER	2000	6	4	6	4	4	6	4	2	4	4	0	0	15.6	11.4	9.10	14.995	51.095	51.095
3.	AMEDICK Carlotta	GER	2000	6	4	4	4	6	6	3	4	4	6	0	0	15.3	10.7	9.40	15.315	50.715	50.715
4.	MAYER Melina	GER	2000	4	3	4	2	4	5	6	3	4	4	0	0	16.1	9.7	9.20	14.705	49.705	49.705
5.	WOODALL Natasha	GBR	2000	4	3	5	3	4	4	6	6	5	6	0	0	15.4	10.0	9.10	14.205	48.705	48.705
6.	BÄDORF Nora	GER	2000	4	5	4	2	4	4	4	4	4	6	0	0	15.9	8.5	9.30	13.870	47.570	47.570
7.	SÜSS Annika	GER	2001	2	3	4	6	7	6	8	8	6	6	0	0	14.4	8.6	9.20	14.270	46.470	46.470
8.	MÖLTERS Jasmin	GER	2001	4	2	4	6	4	4	6	4	5	6	20	0	13.5	8.3	9.20	14.825	45.825	45.825



GymCity Open 2018 *Event subtitle*
Individual trampoline – GCO 8 – Qualification

				S1	S2	S3	S4	S5	S6	S7	S8	S9	S10	L	A	E	D	H	Time	Total	Score	
1.	WIZANI	Benny	AUT	2001	1	1	0	2	0	2	2	0	2	3	0	0	18.7		9.20	18.080	45.980	104.620
					2	3	4	4	4	4	5	4	4	4	0	0	16.2	15.8	9.50	17.140	58.640	
2.	SCHULD	Matthias	GER	2000	0	2	1	2	1	4	2	2	3	4	1	0	17.8		9.40	17.585	44.785	100.780
					4	4	6	4	6	6	6	5	4	5	3	0	14.7	15.4	9.20	16.695	55.995	
3.	WYSKIEL	Maciej	POL	2001	0	2	2	0	2	2	3	4	3	3	2	0	17.7		9.50	17.560	44.760	99.070
					4	6	6	4	4	4	4	4	5	4	20	0	13.5	15.0	9.30	16.510	54.310	
4.	OELLIG	Niklas	GER	1998	2	2	2	3	0	2	3	4	4	4	2	0	17.2		9.30	17.310	43.810	98.000
					4	6	4	6	6	6	6	6	6	7	3	0	14.0	15.0	8.80	16.390	54.190	
5.	KUHNERT	Christopher	GER	1998	0	2	2	2	0	3	2	2	4	4	2	0	17.7		9.50	17.680	44.880	97.420
					6	5	6	6	7	6	7	6	6	6	1	0	13.8	14.2	8.70	16.040	-0.2	
																					→	52.540
6.	BUBNER	Jacob	GER	2001	1	0	2	4	2	2	3	4	2	3	2	0	17.5		9.50	16.220	43.220	95.370
					4	4	6	4	4	4	4	4	5	0	0	15.7	11.5	9.00	15.950	52.150		
7.	HARTMANN	Felix	GER	1999	1	1	2	4	2	2	4	4	4	2	2	0	17.2		8.90	16.630	42.730	95.035
					0	2	2	4	1	2	4	4	4	4	1	0	17.2	8.6	9.70	16.805	52.305	
8.	NEUBERGER	Tobias	AUT	1998	0	2	2	2	3	4	4	2	4	6	3	0	16.8		9.20	16.550	42.550	93.355
					4	5	6	5	6	4	5	6	6	7	4	0	14.2	12.6	9.00	15.005	50.805	
9.	RIETSCH	Marc Tony	GER	2000	2	3	4	3	2	5	6	4	4	4	2	0	16.1		9.40	16.380	41.880	93.195
					5	4	4	4	6	6	6	6	6	8	4	0	14.1	13.5	8.70	15.015	51.315	
10.	WETERING, VAN DE	Joep	NED	2001	3	4	2	4	4	4	4	4	4	3	0	0	16.4		9.50	16.410	42.310	92.520
					6	4	6	4	6	6	6	6	6	7	0	0	14.3	11.4	9.20	15.310	50.210	
11.	OTTENBROS	Mads	NED	1998	4	4	2	4	4	4	4	4	4	5	0	0	16.1		9.60	15.990	41.690	91.715
					8	6	4	4	4	4	4	4	6	4	0	0	15.2	9.7	9.40	15.725	50.025	
12.	KWASSNY	Nils	GER	2000	0	2	2	4	4	1	2	2	4	3	0	0	17.6		9.50	15.990	43.090	90.805
					2	2	6	6	2	6	4	6	8	2	0	0	15.6	7.5	9.20	15.415	47.715	
13.	BEHRE	Louis	GER	2001	2	2	2	4	2	4	2	0	5			0	15.7		8.20	14.510	38.410	88.335
					1	2	2	4	2	4	6	4	4	4	3	0	16.4	8.0	9.40	16.125	49.925	
14.	KLOPPENBURG	Nick	GER	2001	2	4	4	6	6	4	4	4	4	6	4	0	15.2		8.90	14.890	38.990	84.640
					8	6	8	6	8	8	8	8	7	8	2	0	12.3	9.8	8.80	14.750	45.650	
15.	ERNST	Yannik	GER	2001	2	4	6	8	6	2	5	4	4	4	2	0	15.3		9.40	15.895	40.595	74.240
					6	7	8	8	8	9	10					0	8.4	8.7	6.00	10.545	33.645	
16.	EMIR	Cueneyt	GER	1997	0	1	1	2	0	2	6	4	4	6	6	0	16.8		9.30	17.210	43.310	71.815
					4	4	4	4	5						0	7.9	7.6	4.40	8.605	28.505		
17.	ZIESLER	Moritz	GER	2001	4	4	2	3	4	6	5	7	6	6	4	0	14.9		9.40	15.020	39.320	71.305
					4	6	8	6	6	8	6				0	9.6	6.3	6.30	9.785	31.985		
18.	MOL	Jordy	NED	2001	0	1	3	5								0	7.1		3.60	6.650	17.350	66.680
					5	6	4	6	7	4	4	3	4	4	20	0	13.3	11.2	9.20	15.630	49.330	
19.	YONTUCU	Huseyin Engin	TUR	2000	0	0	1	2	2	2						0	11.3		5.60	10.655	27.555	66.045
					6	4	4	5	6	4	6				0	10.5	9.9	6.20	11.890	38.490		
20.	NEUWIRTH	Sebastian	AUT	1999	2	3	2	3	0	2	4	4	4	3	0	0	17.3		9.60	15.830	42.730	63.835
					6	4	6	2							0	6.2	4.6	3.90	6.405	21.105		
21.	TITO	Alexei	NED	2001	4	4	4	4	6	4	6	4	6	6	2	0	15.0		9.10	15.775	39.875	54.670
					8	6	8								0	3.8	3.6	2.80	4.595	14.795		
22.	BEST	Moritz	GER	2000	0	0	1	2	0	2	1	2	2	3	0	0	18.7		9.20	17.365	45.265	51.530
					3										0	1.7	1.8	1.00	1.765	6.265		
23.	WREN	Darion	GER	1998	0	2	2	2	0	2	3	2	2	4	2	0	17.9		9.50	17.640	45.040	51.250
					4										0	1.6	1.8	1.00	1.810	6.210		
24.	NOWAK	Tom	GER	1997	0	2										0	3.8		2.00	3.825	9.625	32.325
					4	4	4	4							0	6.4	6.1	3.50	6.700	22.700		
25.	SWINKELS	Luuk	NED	2001	1	2										0	3.7		1.80	3.580	9.080	25.345
					6	4	6								0	4.4	4.2	2.70	4.965	16.265		



GymCity Open 2018 *Event subtitle*
Individual trampoline – GCO 8 – Final

				S1	S2	S3	S4	S5	S6	S7	S8	S9	S10	L	A	E	D	H	Time	Total	Score
1.	WIZANI	Benny	AUT	2001	3	4	4	4	5	4	4	4	4	0	0	16.0	15.8	9.10	16.620	57.520	57.520
2.	KUHNERT	Christopher	GER	1998	4	4	5	6	6	6	6	4	6	0	0	14.7	15.0	9.00	16.470	55.170	55.170
3.	BUBNER	Jacob	GER	2001	5	6	6	6	4	4	4	4	6	0	0	14.9	12.1	9.10	15.490	51.590	51.590
4.	HARTMANN	Felix	GER	1999	1	1	2	4	2	4	4	4	4	4	0	16.6	8.6	9.50	16.590	51.290	51.290
5.	WYSKIEL	Maciej	POL	2001	4	6	6	4	4	3	6	4	4		0	13.9	12.4	7.90	14.800	49.000	49.000
6.	SCHULDT	Matthias	GER	2000	4	4	4	4	4	6					0	9.4	9.2	5.40	10.255	34.255	34.255
7.	NEUBERGER	Tobias	AUT	1998	6	6	6	4							0	5.8	5.6	3.50	6.350	21.250	21.250
8.	OELLIG	Niklas	GER	1998	4										0	1.6	1.8	1.00	1.790	6.190	6.190



GymCity Open 2018 *Event subtitle*
Individual trampoline – GCO 9 – Qualification

				S1	S2	S3	S4	S5	S6	S7	S8	S9	S10	L	A	E	D	H	Time	Total	Score	
1.	ADAM	Leonie	GER	1993	4	2	2	0	2	0	2	2	4	6	2	0	17.4	4.1	9.30	16.475	47.275	100.710
					4	4	5	4	6	4	4	4	8	0	0	15.3	12.9	9.30	15.935	53.435		
2.	MÜLLER	Silva	GER	1996	0	0	1	2	0	2	2	2	4	6	2	0	17.9	4.0	9.40	15.995	47.295	98.465
					4	4	4	4	6	4	4	4	7	2	0	15.3	12.1	9.10	14.670	51.170		
3.	SCHURING	Romana	NED	1995	0	2	2	2	2	2	6	4	4	5	0	0	17.1	4.5	8.90	15.320	45.820	95.480
					4	6	8	6	6	8	8	6	6	8	2	0	13.2	12.9	9.20	14.360	49.660	
4.	SWITALSKA	Magdalena	POL	1993	0	1	1	2	2	2	2	2	4	6	3	0	17.5	3.3	9.30	15.195	45.295	94.980
					6	4	6	3	6	5	5	6	6	6	0	0	14.7	10.8	9.40	14.785	49.685	
5.	BET	Bo	NED	1995	2	3	2	4	3	3	3	4	4	6	2	0	16.4	4.4	9.20	15.615	45.615	94.855
					6	5	6	6	6	4	4	4	6	8	1	0	14.4	10.5	9.30	15.040	49.240	
6.	GELEIJN	Bente	NED	1996	6	2	4	4	2	4	4	2	3	7	0	0	16.2	4.5	9.30	15.475	45.475	92.520
					4	2	4	2	4	6	8	6	8	4	0	14.6	9.2	8.70	14.545	47.045		
7.	FANGEROW	Sophie	GER	1998	0	6	3	4	3	4	4	3	5	6	0	0	16.2	2.4	9.50	13.300	41.400	82.225
					8	6	4	8	7	6	6	4	6	9	2	0	13.4	5.5	9.40	12.525	40.825	



GymCity Open 2018 *Event subtitle*
Individual trampoline – GCO 9 – Final

				S1	S2	S3	S4	S5	S6	S7	S8	S9	S10	L	A	E	D	H	Time	Total	Score	
1.	ADAM	Leonie	GER	1993	4	4	4	4	5	3	4	4	4	0	0	16.0	12.9	9.40	16.185	54.485	54.485	
2.	MÜLLER	Silva	GER	1996	4	4	5	4	5	4	4	3	4	6	0	0	15.7	12.1	9.40	15.100	52.300	52.300
3.	SCHURING	Romana	NED	1995	6	4	6	5	6	6	6	4	6	6	0	0	14.5	11.9	9.00	14.200	49.600	49.600
4.	BET	Bo	NED	1995	6	4	5	6	4	6	5	4	6	8	2	0	14.4	10.3	9.20	15.115	49.015	49.015
5.	SWITALSKA	Magdalena	POL	1993	8	4	8									0	4.0	3.8	2.50	4.665	14.965	14.965



GymCity Open 2018 *Event subtitle*
Individual trampoline – GCO 10 – Qualification

				S1	S2	S3	S4	S5	S6	S7	S8	S9	S10	L	A	E	D	H	Time	Total	Score
1.	ZAKRZEWSKI Artur		1993	0	0	0	1	0	0	2	3	2	6	0	0	18.6	5.6	9.40	17.995	51.595	108.415
		POL		4	4	4	5	4	5	4	6	5	6	0	0	15.3	15.6	8.80	17.120	56.820	
2.	PFLEIDERER Matthias		1995	0	0	0	2	0	0	2	2	2	4	0	0	18.8	5.2	9.60	18.010	51.610	107.500
		GER		4	5	6	8	6	6	5	6	6	6	2	0	14.0	15.8	9.30	16.790	55.890	
3.	STRONG Luke		1993	0	0	1	2	2	0	3	4	3	4	2	0	17.9	6.0	9.30	18.360	51.560	106.915
		GBR		6	2	5	6	4	6	4	6	6	4	0	0	15.1	14.7	8.70	16.855	55.355	
4.	SONN Kyrylo		1990	0	0	0	0	0	1	3	4	4	4	0	0	18.4	5.0	8.70	17.800	49.900	106.485
		GER		2	3	4	2	4	4	3	4	4	4	2	0	16.4	14.8	8.50	16.885	56.585	
5.	GESSWEIN Tim-Oliver		1996	0	2	0	2	0	2	2	3	2	4	4	0	17.9	5.4	9.30	17.680	50.280	105.950
		GER		4	3	6	6	5	4	6	6	4	8	0	0	14.8	15.2	9.10	16.570	55.670	
6.	HOP Sven		1997	1	0	0	2	1	2	2	4	4	4	0	0	18.0	5.5	9.50	16.765	49.765	104.475
		NED		4	6	4	6	6	4	5	6	4	6	1	0	14.8	15.2	9.60	15.110	54.710	
7.	SHERMAN Maksim		1997	2	0	3	0	2	0	2	2	2	4	1	0	18.2	4.5	9.60	17.165	49.465	91.620
		GER		3	6	8	4	8	7	7	6			0	0	11.1	11.3	7.20	12.555	42.155	
8.	SCHMIDT Daniel		1991	0	0	2	2	0	0	3	4	4	6	0	0	17.9	5.4	9.60	17.525	50.425	79.690
		GER		4	4	4	4	4						0	0	8.0	8.2	4.50	8.565	29.265	
9.	TEILLERS Roel		1998	0	1	0	1	2	0	2	4	4	6	0	0	18.0	5.4	9.80	17.345	50.545	67.680
		NED		6	5	6								0	0	4.3	5.1	2.80	4.935	17.135	
10.	FRITZSCHE Lars		1997	0	0	0	2	2	2	2	0	2	4	0	0	18.6	5.4	9.10	18.145	51.245	63.250
		GER		4	4									0	0	3.2	3.4	1.80	3.605	12.005	
11.	VOGEL Fabian		1995	0	0	0	0	0	0	2	3	2	4	1	0	18.8	5.4	9.50	18.030	51.730	58.195
		GER		3										0	0	1.7	2.0	1.00	1.765	6.465	
12.	RIEDL Ladislav		1999	4	7	3	3	6	4	4	2	4	6	0	0	15.7	5.2	9.50	16.090	46.490	56.870
		CZE		6	10									0	0	2.4	2.6	1.90	3.480	10.380	
13.	LINDQVIST Niklas		1996	2	2	4	4	4	2	6	6	6	8	1	0	15.5	4.3	9.40	16.560	45.760	51.865
		SWE		6										0	0	1.4	2.0	1.00	1.705	6.105	



GymCity Open 2018 *Event subtitle*
Individual trampoline – GCO 10 – Final

				S1	S2	S3	S4	S5	S6	S7	S8	S9	S10	L	A	E	D	H	Time	Total	Score
1.	ZAKRZEWSKI Artur		1993	4	3	4	5	6	4	4	6	6	6	2	0	15.0	17.1	8.90	16.920	57.920	57.920
2.	SONN Kyrylo		1990	2	4	4	5	4	4	5	6	6	4	0	0	15.6	16.4	9.00	16.735	57.735	57.735
3.	GESSWEIN Tim-Oliver		1996	3	4	4	6	5	4	6	6	4	6	2	0	15.0	15.2	9.20	16.805	56.205	56.205
4.	HOP Sven		1997	4	6	5	4	4	4	4	4	4	5	4	0	15.2	13.0	8.80	15.510	52.510	52.510
5.	SCHMIDT Daniel		1991	3	4	6	6	5	4	6	6	6			0	13.4	13.8	8.00	14.480	49.680	49.680
6.	STRONG Luke		1993	4	5	4	6	8							0	7.3	9.8	4.30	8.605	30.005	30.005
7.	PFLEIDERER Matthias		1995	2	4	4	6								0	6.4	7.1	3.70	7.120	24.320	24.320
8.	SHERMAN Maksim		1997	2	6										0	3.2	3.4	1.80	3.470	11.870	11.870