

Tabelle2

Ranking	Nation	Club / Organization	Exec. HD	ToF Diff	Penalty Total	Exec. HD	ToF Diff	Penalty Total	# Score	Exec. HD	ToF Diff	Penalty Total
Men class I 17 years and older												
#		Name	Compulsory			Voluntary			Prelims	Finals		
Ranking	Nation	Club / Organization	Exec. HD	ToF Diff	Penalty Total	Exec. HD	ToF Diff	Penalty Total	# Score	Exec. HD	ToF Diff	Penalty Total
1		Matthias Pfeleiderer MTV Stuttgart	17.900 9.600	18.265 5.9		15.700 8.900	16.885 16.2		109.350	14.300 9.000	16.805 17.1	
2		Rhys Northover City of Liverpool Gymnastics Club	18.100 9.600	17.090 5.6	51.665	14.700 9.500	16.125 16.2	57.685	106.915	14.600 9.500	16.430 16.2	57.205
3		Matthias Schult German Gymnastic Federation	18.100 9.500	17.565 5.2	50.390	15.900 9.800	16.690 15.4	56.525	108.155	14.500 9.500	16.420 15.6	56.730
4		Roeland Teillers Triffis Alkmaar	18.300 9.700	17.130 5.2	50.365	14.900 9.200	15.505 14.0	57.790	103.935	14.800 9.100	15.745 15.6	56.020
5		Alex Bradshaw City of Liverpool Gymnastics Club	17.700 9.500	17.020 5.4	49.620	14.800 9.300	16.155 16.0	56.255	105.875	13.000 9.000	15.355 15.2	52.555
6		Simon Debacker Lemig en Vlug	18.000 9.000	17.355 6.0	50.355	15.300 9.000	16.360 15.6	56.260	106.615	11.900 8.600	16.030 15.6	52.130
7		Fabian Vogel MTV Bad Kreuznach	18.500 9.500	17.605 5.6	51.205	14.700 9.000	15.655 16.2	55.555	106.760	7.200 4.600	8.355 9.1	29.255
8		Roman Barkov Kazakhstan	17.900 9.300	16.660 6.4	50.260	15.100 8.800	15.540 14.4	-0.2	103.900	1.400 0.900	1.770 2.0	-0.2 5.870
9		Julian Chartier Fédération Française de Gymnastique	17.700 8.800	16.945 6.2	49.645	15.400 9.200	16.150 13.1	53.850	103.495			
10		Jose Domingues Sporting Clube Portugal	16.500 8.900	16.555 5.6	47.555	15.000 9.300	15.940 15.6	55.840	103.395			
11		Max Budde German Gymnastic Federation	18.400 9.400	16.195 4.0	47.995	15.400 9.500	15.665 14.2	54.765	102.760			
12		Manuel Rösler German Gymnastic Federation	18.400 9.300	16.635 4.0	48.335	15.900 9.100	15.295 13.3	53.595	101.930			
13		Luuk Swinkels FlkFlak	16.900 9.100	16.220 5.7	47.920	14.500 9.300	14.950 14.4	53.150	101.070			
14		Luc Waldner Swiss gymnastic federation	17.100 9.400	16.945 4.0	47.445	13.800 9.100	16.120 14.2	53.220	100.665			
15		Loan Bruhin Swiss gymnastic federation	17.100 8.500	15.675 3.8	45.075	15.500 9.300	15.240 14.6	54.340	99.415			
16		Lewis Clay City of Liverpool Gymnastics Club	17.900 9.600	16.620 3.5	47.620	14.800 9.000	15.585 11.9	51.285	98.905			
17		Dominic Brandt SC Cothbus Turnen e.V.	17.900 9.400	16.315 3.3	46.915	15.400 9.100	15.270 11.8	51.570	98.485			
18		Jordy Mol Triffis Alkmaar	17.300 9.500	16.305 4.6	47.705	14.100 9.300	15.110 12.0	50.510	98.215			
19		Bram Marskamp TSH	15.300 9.800	16.330 4.8	46.230	11.400 9.100	15.575 13.7	49.775	96.005			
20		Dimitrios Nolis Palmas A.C.	16.900 9.400	15.320 4.8	46.420	14.500 9.000	14.540 10.5	48.540	94.960			
21		Mads Ottenbros Triffis Alkmaar	15.800 9.000	16.100 2.7	43.600	14.200 9.800	15.990 11.0	50.990	94.590			
22		Michael Abrahams G.v. Turnoss	13.000 7.500	13.900 5.0	39.400	14.800 9.000	16.240 15.1	55.140	94.540			
23		David Pilpach Sokol Kampa Praha	16.100 9.200	14.960 5.0	45.260	14.800 8.600	14.630 11.0	49.030	94.290			
24		Alexei Tito FlkFlak	14.600 9.600	16.000 3.9	44.100	11.800 8.800	15.175 10.7	46.475	90.575			
25		Joney Houben Gym 90 Beringen	15.500 9.400	14.620 3.1	42.620	14.600 9.300	15.245 8.7	47.845	90.465			
26		Tim-oliver Gesswein MTV Stuttgart	13.400 6.800	12.245 1.7	33.945	14.800 9.500	15.770 16.0	56.070	90.015			
27		Diogo Santos Sporting Clube Portugal	17.800 9.500	17.605 3.3	48.205	13.600 7.400	13.335 7.1	41.435	89.640			
28		Yannik Ernst Turnteam Hessen	14.400 9.600	15.765 3.6	43.365	11.200 9.200	14.950 9.9	45.250	88.615			
29		Finn Munsters Springbokken	15.800 9.500	15.545 3.2	44.045	11.500 9.500	14.035 9.2	44.235	88.280			
30		Kyrylo Sonn MTV Bad Kreuznach	16.900 9.100	17.780 5.8	49.580	9.900 5.800	10.265 10.7	36.665	86.245			
31		George Hamby City of Liverpool Gymnastics Club	17.000 9.200	16.480 4.3	46.980	8.700 5.000	9.245 8.4	31.345	78.325			
32		Daan Bergsma TSH	17.500 9.400	16.555 4.0	47.455	8.300 5.900	9.600 6.8	30.600	78.055			
33		Diogo Fernandes Associação Académica de Coimbra	16.100 9.500	15.540 2.3	43.440	11.900 6.700	11.035 4.6	34.235	77.675			
34		Emile Hoerner CEA France	8.800 4.700	7.605 1.5	22.605	16.300 9.200	14.925 10.2	50.625	73.230			
35		Joris Geens Lemig en Vlug	17.000 9.100	17.135 5.4	48.635	4.800 2.500	5.110 5.5	17.910	66.545			
36		Corbin Johnson Ami-Gravity AcroSports	13.400 9.000	13.995 3.1	39.495	5.200 3.400	5.610 4.2	18.410	57.905			
37		Martinus Reus Triffis Alkmaar	14.100 9.000	14.750 4.2	42.050	4.000 2.800	4.470 4.2	15.470	57.520			
38		Teppe Kiviniemi Espoon Telineatilit	13.400 9.200	14.840 4.1	41.540	4.100 2.700	4.320 3.4	14.520	56.060			
39		Marat Urmanov Kazakhstan	16.300 9.100	15.330 5.3	46.030	1.400 0.800	1.630 1.7	5.530	51.560			
40		Zan Zom Sportno drustvo Partizan Rence	5.800 3.500	6.170 3.500	15.470	6.800 4.700	7.825 4.5	23.825	39.295			
41		Lars Fritzsche NTB	6.000 3.000	5.640 3.000	14.640	5.200 2.800	5.315 5.5	18.815	33.455			
42		Jame Windels Gym 90 Beringen	3.100 1.700	3.200 1.4	9.400	1.400 1.000	1.665 1.3	5.365	14.765			
—		Jan-Eike Homa MTV Bad Kreuznach	15.900 8.200	14.655 2.4	41.160	12.500 7.300	12.455 10.7	42.950	84.110			

Tabelle2

Women class I 17 years and older												
#	Name	Compulsory			Voluntary			Prelims	Finals			
Ranking	Nation	Club / Organization	Exec HD	ToF Diff	Penalty Total	Exec HD	ToF Diff	Penalty Total	# Score	Exec HD	ToF Diff	Penalty Total
1		Silva Mueller MTV Bad Kreuznach	18.000 9.600	15.610 4.8		14.700 14.395	14.395 13.5			14.300 9.400	14.230 13.5	
2		Isabel Baumann German Gymnastic Federation	16.400 9.400	15.975 3.5	45.275	15.200 9.100	14.430 11.2	51.695	99.705	15.500 9.200	14.785 11.2	51.430
3		Bo Bet Triffis Alkmaar	17.200 9.300	15.400 4.3	46.200	14.900 9.300	14.490 10.8	49.930	95.205	14.800 9.400	14.565 11.7	50.685
4		Niamh Slattery Triffis Alkmaar	17.700 9.000	15.795 3.8	46.295	14.500 8.900	14.555 11.2	49.490	95.690	14.900 9.000	14.535 11.4	50.465
5		Romee Pol G.v. Sparta Ermelo	18.000 9.600	16.005 4.1	47.705	13.200 9.200	14.895 11.2	49.155	95.450	13.300 9.000	15.115 12.0	49.835
6		Christine Schuidt German Gymnastic Federation	16.300 9.300	15.470 3.8	45.470	14.700 9.200	14.390 11.8	50.090	96.200	15.100 9.200	14.480 9.6	48.380
7		Floor Meijering KDO Apeldoorn	16.900 9.600	15.355 3.9	45.755	13.900 9.200	14.395 12.1	49.595	95.350	9.500 6.300	10.330 6.5	32.630
8		Leonie Adam MTV Stuttgart	18.200 9.200	15.920 4.4	47.720	15.100 9.600	15.545 13.7	53.945	101.665	2.800 1.800	3.285 3.1	10.985
9		Carljin Blekkink FlakFlak	16.900 9.600	14.375 4.0	44.875	14.700 9.600	14.180 10.8	49.280	94.155			
10		Isabella Murgo S.G. Milano 2000	16.300 9.700	15.155 3.9	45.055	14.000 9.300	13.920 10.9	48.120	93.175			
11		Rebecca Maggs Leeds rebound gymnastics	17.400 9.200	14.915 3.3	44.815	15.000 9.000	14.275 9.1	47.375	92.190			
12		Lara Schut Triffis Alkmaar	17.300 9.500	14.815 2.9	44.515	15.200 9.400	14.175 8.7	47.475	91.990			
13		Bente Geleijn Triffis Alkmaar	16.000 9.100	14.860 3.9	43.860	15.400 9.300	14.505 8.9	48.105	91.965			
14		Oona Eskola Espoon Telineäituri	15.800 9.700	15.040 2.9	43.240	15.500 9.400	14.720 8.7	48.320	91.560			
15		Selina Staiber MTV Stuttgart	17.300 9.800	14.720 3.0	44.820	14.400 9.100	13.835 9.2	46.535	91.355			
16		Kiara Wilson-Smith City of Liverpool Gymnastics Club	14.900 9.500	14.555 3.8	42.755	14.100 9.600	14.130 10.0	47.830	90.585			
17		Lisa Teoldi Swiss gymnastic federation	15.900 9.400	15.030 3.8	44.130	13.100 8.600	14.155 10.6	46.455	90.585			
18		Dani Moosbroek G.v. Sparta Ermelo	15.500 9.500	14.120 4.6	43.720	15.000 8.900	14.300 8.5	46.700	90.420			
19		Leonor Lopes Associação Académica de Coimbra	16.700 9.400	14.010 2.4	42.510	13.400 9.300	13.430 9.2	45.330	87.840			
20		Annika Suess Munich-Airriders e.V.	15.500 9.300	14.140 2.5	41.440	14.400 9.500	14.165 7.6	45.665	87.105			
21		Maura De Vos Triffis Alkmaar	15.900 9.600	14.595 3.2	43.295	12.800 8.800	13.370 8.0	42.970	86.265			
22		Bethan Davies-Williams City of Liverpool Gymnastics Club	16.100 9.400	14.320 3.6	43.420	14.200 8.500	13.035 7.1	42.835	86.255			
23		Klara Milerova Sokol Kampa Praha	14.400 9.600	13.760 3.5	41.260	13.200 9.500	13.590 7.5	43.790	85.050			
24		Eline Beijleveld KDO Apeldoorn	14.700 9.400	13.625 2.3	40.025	12.300 9.300	13.705 8.7	44.005	84.030			
25		Camila Alves Associação Académica de Coimbra	13.000 8.800	12.900 2.1	36.800	13.400 9.800	13.310 8.1	44.610	81.410			
26		Charmaine Buchholz German Gymnastic Federation	16.900 9.500	15.200 3.9	45.500	11.300 6.600	10.250 7.6	35.750	81.250			
27		Maria Joao Estevo Sporting Clube Portugal	16.400 9.000	14.285 3.1	42.785	10.100 6.100	9.610 7.0	32.810	75.595			
28		Merel Wirtgen Lenig en Vlug	8.600 5.300	9.140 2.8	25.840	14.100 8.600	14.850 9.4	46.950	72.790			
29		Romana Schuring TVUJ	17.000 9.300	15.235 4.7	46.235	6.800 4.200	7.180 7.3	25.480	71.715			
30		Yekaterina Lukina Kazakhstan	16.300 9.400	14.360 3.0	43.060	5.900 3.600	5.705 4.5	19.705	62.765			
31		Marine Prieur Fédération Française de Gymnastique	15.800 8.900	15.210 4.4	44.310	4.400 2.700	4.625 3.8	15.525	59.835			
32		Alicia Triebisch CEA France	15.200 9.000	15.255 4.2	41.455	-2.400 2.500	4.675 3.6	14.775	56.230			
33		Delfina Podesta Tramp City	15.900 9.200	14.365 4.2	43.665	3.200 1.800	3.115 1.9	10.015	53.680			
34		Salla Tamper Espoon Telineäituri	15.400 8.800	15.180 4.0	43.380	3.000 1.800	3.090 2.1	9.990	53.370			
35		Nelia Steib Frankfurt Flyers	1.400 0.800	1.475	3.675	12.800 9.200	13.110 6.3	41.410	45.085			
36		Beatriz Vieira Pinto Associação Académica de Coimbra	8.200 4.600	7.150 0.6	20.550	1.400 1.000	1.460 1.3	5.160	25.710			
37		Sarka Korbelova Sokol Kampa Praha	1.400 1.000	1.450 1.3	5.150	5.600 3.700	5.535 4.3	19.135	24.285			
38		Harriet Hebdon City of Liverpool Gymnastics Club	1.400 1.000	1.480 1.3	5.180	1.300 1.000	1.470 1.5	5.270	10.450			

Tabelle2

Boys class I 11-12 years												
#		Name	Compulsory			Voluntary			Prelims	Finals		
Ranking	Nation	Club / Organization	Exec- HD	ToF Diff	Penalty Total	Exec- HD	ToF Diff	Penalty Total	# Score	Exec- HD	ToF Diff	Penalty Total
1		Max Middleton City of Liverpool Gymnastics Club	18.900 9.600	14.825	43.325	17.500 9.700	14.265 9.6	51.065	94.390	16.900 8.700	14.085 9.6	49.285
2		James Armstrong City of Liverpool Gymnastics Club	17.200 9.400	13.830	40.430	15.000 9.400	13.020 9.1	46.520	86.950	15.300 9.400	13.450 9.1	47.250
3		Dawid Popiel Polish Gymnastic Association	14.600 9.400	13.500	37.500	14.300 9.400	13.515 7.2	44.415	81.915	14.900 9.300	13.560 7.8	45.560
4		Lukas Kubik Sokol Kampa Praha	14.900 9.100	14.600	38.600	11.500 8.900	13.530 9.9	43.830	82.430	11.800 9.300	14.180 9.9	45.180
5		Sam Geysen Gym 90 Beringen	15.500 9.300	12.980	37.780	13.700 9.400	13.200 8.2	44.500	82.280	14.700 8.900	13.300 8.2	45.100
6		Ryan Finnlay Eschke TB Ruit	17.400 9.500	14.100	41.000	13.600 9.100	13.425 9.8	45.925	86.925	11.600 7.800	12.285 9.2	40.885
7		Mark Kuhn TB Ruit	14.900 9.200	13.175	37.275	13.200 9.200	12.835 7.9	43.135	80.410	2.600 2.000	2.695 2.3	9.595
8		Lucas Skelhom City of Liverpool Gymnastics Club	14.300 8.500	12.540	35.340	13.300 9.100	12.860 9.1	44.360	79.700	1.300 1.000	1.330 1.5	5.130
9		Francisco Reis Associação Académica de Coimbra	14.900 9.500	12.530	36.930	14.000 9.500	12.610 4.9	41.010	77.940			
10		Jesper Partipeilohy KDO Apeldoorn	14.000 9.400	11.805	35.205	11.900 9.400	12.525 4.5	38.325	73.530			
11		Rick Villafuerte FlikFlak	12.900 9.300	10.535	32.735	12.200 9.300	11.500 5.6	38.600	71.335			
12		Sander Bierlaagh KDO Apeldoorn	11.300 9.400	9.925	30.625	11.200 9.400	10.895 4.3	35.795	66.420			
13		Floris Van Langen KDO Apeldoorn	10.900 9.600	11.170	-2.0 29.670	10.800 9.500	11.580 4.5	36.380	66.050			
14		Philipp Wolfrum Munich-Airriders e.V.	15.400 9.700	14.230	39.330	6.600 4.300	6.910 4.2	22.010	61.340			
15		Cody Burke Leeds rebound gymnastics	17.200 9.300	12.670	39.170	4.100 2.500	3.775 3.5	13.875	53.045			
16		Martim Brito Associação Académica de Coimbra	4.900 3.600	4.880	13.380	12.200 9.500	12.075 4.1	37.875	51.255			
17		Janis-luca Braun TB Ruit	16.400 9.400	13.385	39.185	2.600 1.700	2.715 2.3	9.315	48.500			
18		Enej Lango Sportno drustvo Partizan Rence	13.800 9.400	12.040	35.240	2.800 1.800	2.565 1.2	8.365	43.605			
19		Kaius Kaariainen Espoon Telineatilit	13.000 9.300	11.420	33.720	1.200 0.900	1.225 1.3	4.625	38.345			

Tabelle2

Girls class I 11-12 years													
#	Name	Compulsory			Voluntary				Prelims	Finals			
Ranking	Nation	Club / Organization	Exec HD	ToF Diff	Penalty Total	Exec HD	ToF Diff	Penalty Total	# Score	Exec HD	ToF Diff	Penalty Total	
1		Nikola Volska NTB	17.800 9.800	13.890		16.400 9.400	13.640 7.5			16.500 9.400	13.535 8.2		47.635
2		Maya Möller Turnteam Hessen	17.100 9.400	13.910	40.410	13.300 9.100	13.070 9.3	44.770	85.180	15.100 9.200	13.755 9.3		47.355
3		Gabriella Moorhouse City of Liverpool Gymnastics Club	16.600 9.100	13.850	39.550	14.100 9.300	13.265 9.0	45.665	85.215	14.800 9.000	13.485 9.0		46.285
4		Lois Flight KDO Apeldoorn	15.900 9.600	12.870	38.370	13.500 9.400	12.400 8.1	43.400	81.770	14.500 9.400	12.575 8.1		44.575
5		Ihalissa Wijkstra Triffis Alkmaar	16.900 9.500	12.960	39.360	14.100 9.500	12.305 9.0	44.905	84.265	14.200 8.800	12.260 8.4		43.660
6		Sofia Antoniani S.G. Milane 2000	14.800 9.500	12.950	37.250	11.900 9.100	12.725 8.1	41.825	79.075	13.100 8.900	12.940 8.1		43.040
7		Christina Papatthasiou Palmos A.C.	16.300 9.700	12.310	38.310	14.400 9.600	11.995 7.1	43.095	81.405	14.900 8.900	12.130 7.1		43.030
8		Shefaley Gokoel Pro Patria	14.800 9.600	12.110	36.510	13.400 9.700	11.540 7.1	41.740	78.250	13.800 9.600	12.160 7.1		42.660
9		Lina Uljee Triffis Alkmaar	14.600 9.800	12.865	37.265	13.200 9.300	12.450 6.0	40.950	78.215				
10		Luna Morgenstern Trampolinakademie TV Blecher	15.600 9.000	11.655	36.255	14.700 9.600	11.925 5.6	41.825	78.080				
11		Mare Hekkelman KDO Apeldoorn	14.500 9.600	12.040	36.140	13.000 9.800	11.885 6.3	40.985	77.125				
12		Zora Loskotova Sokol Kampa Praha	13.300 8.900	12.305	34.505	14.300 9.400	12.900 5.6	42.200	76.705				
13		Jade Abelski FlikFlak	13.400 9.600	10.650	33.650	14.200 9.400	11.595 5.3	40.495	74.145				
14		Marit Brinkman KDO Apeldoorn	12.000 9.300	11.475	32.775	11.000 9.400	12.590 5.7	38.690	71.465				
15		Julianne Van Veen Springbokken	12.800 9.700	10.570	33.070	12.300 9.700	10.585 5.2	37.785	70.855				
16		Nel Ooms Gym 90 Beringen	12.900 9.400	9.910	32.210	12.400 8.700	9.510 3.5	34.110	66.320				
17		Danyck Schuurman KDO Apeldoorn	11.200 9.800	10.034	-2.0	12.300 9.400	10.120 2.3	34.120	63.150				
18		Maaike Pol KDO Apeldoorn	10.000 8.400	8.570	26.970	11.600 9.600	10.315 4.4	35.915	62.885				
19		Sophie Graham Leeds rebound gymnastics	16.200 9.300	12.870	38.370	7.100 4.500	6.260 4.8	22.660	61.030				
20		Lydia Cross City of Liverpool Gymnastics Club	17.300 9.900	13.530	40.730	2.500 2.600	3.910 1.7	10.710	51.440				
21		Noa Post KDO Apeldoorn	14.800 9.800	11.395	35.995	1.600 1.000	1.220 0.6	4.420	40.415				

Tabelle2

Boys class I 13-14 years												
#	Name	Compulsory		Voluntary			Prelims	Finals				
Ranking	Nation	Club / Organization	Exec HD	ToF Diff	Penalty Total	Exec HD	ToF Diff	Penalty Total	# Score	Exec HD	ToF Diff	Penalty Total
1		Kieron Harrison City of Liverpool Gymnastics Club	17.500 9.800	14.605	41.905	15.200 9.200	13.995 10.5	48.895	90.800	14.900 9.100	14.290 12.5	50.790
2		Isak Cornelissen City of Liverpool Gymnastics Club	17.900 9.300	15.405	42.605	15.300 9.300	14.445 11.8	50.845	93.450	15.000 9.400	14.565 11.8	50.765
3		Luis Hagen Trampolinakademie TV Blecher	15.600 8.600	14.410	38.610	15.400 9.500	15.165 10.3	50.365	88.975	15.700 9.000	15.330 10.3	50.330
4		Matyas Novak Sokol Kampa Praha	16.000 9.100	15.545	40.645	15.300 9.500	15.185 9.0	48.985	89.630	15.200 9.300	15.430 9.0	48.930
5		Szymon Krol Polish Gymnastic Association	17.400 9.700	15.180	42.280	14.800 8.900	14.005 10.6	48.305	90.585	15.000 9.000	14.305 10.4	48.705
6		Marcel Sowula Polish Gymnastic Association	18.300 9.700	14.715	42.715	15.600 9.100	14.725 8.8	48.225	90.940	16.200 9.300	14.315 8.8	48.615
7		Nikita Tumakov Kazakhstan	18.000 9.400	14.585	41.985	12.900 9.200	13.535 12.6	48.235	90.220	10.600 6.700	9.955 8.7	35.955
8		Mervan Coskun Fédération Française de Gymnastique	17.900 9.400	14.175	41.475	15.500 9.600	14.150 9.6	48.850	90.325	2.900 1.800	2.950 2.5	10.150
9		Robin Carrette CEA France	14.800 9.000	15.895	39.695	15.500 9.300	13.555 10.0	48.355	88.050			
10		Oktawian Zydek Polish Gymnastic Association	16.900 9.700	14.000	40.600	14.500 9.400	13.515 8.5	45.915	86.515			
11		Valentin Risch Turnteam Hessen	14.600 9.500	14.555	38.655	13.800 9.200	13.835 11.0	47.835	86.490			
12		Marcel Prociak Polish Gymnastic Association	16.200 9.200	15.295	40.695	13.900 8.400	13.260 9.2	44.760	85.455			
13		Georgios Poullos Palmos A.C.	17.000 9.000	14.525	40.525	13.000 8.900	13.650 9.0	44.550	85.075			
14		Cas Westbroek FlikFlak	17.200 9.400	14.100	40.700	13.000 9.200	12.720 9.3	44.220	84.920			
15		Viktor Desimpele Lemg en Vlug	16.200 9.500	14.125	39.825	13.600 9.000	13.755 8.3	44.655	84.480			
16		Guis Van Den Besselaar FlikFlak	16.400 9.000	13.070	38.470	14.700 9.400	12.855 8.5	45.455	83.925			
17		Kewan Le Bourlout Fédération Française de Gymnastique	15.800 9.000	13.365	38.165	13.900 9.100	12.955 8.7	45.655	83.820			
18		Jouke Windig Triffis Alkmaar	16.100 9.100	13.420	38.620	14.200 9.100	12.820 8.5	44.520	83.140			
19		Michael Gladjuk TB Ruit	15.400 9.200	13.665	36.265	-2.0 9.500	14.800 8.0	46.070	82.335			
20		Max Krivanec Sokol Kampa Praha	15.500 9.100	13.625	38.225	13.400 8.800	12.985 7.7	42.885	81.110			
21		Henri Lukander Espoon Telinetaiturit	14.600 9.400	13.490	37.490	12.000 9.000	13.535 8.8	43.335	80.825			
22		Tristan Boersma TSH	16.000 9.700	12.915	38.615	13.100 8.900	12.395 7.8	42.195	80.810			
23		Max Van Leeuwen FlikFlak	14.100 9.500	12.830	36.430	12.300 9.600	13.150 8.3	43.350	79.780			
24		Jay Roelfsema SV Omnia Aalsmeer	14.500 9.700	13.500	37.700	9.900 9.100	13.640 9.1	41.740	79.440			
25		Toby Williams City of Liverpool Gymnastics Club	16.900 9.100	14.635	40.635	12.400 7.500	11.120 7.4	38.420	79.055			
26		Xabi Deeben FlikFlak	12.200 8.300	11.440	31.940	12.400 9.400	12.060 7.6	41.460	73.400			
27		Joep Huurneman Springbokken	14.100 9.600	13.625	37.325	10.500 7.200	10.885 6.9	35.485	72.810			
28		Matous Mraz Sokol Kampa Praha	14.200 9.300	13.585	37.085	9.400 7.600	10.645 7.0	34.645	71.730			
29		Joey Visser SV Omnia Aalsmeer	11.900 9.800	11.995	33.695	10.800 9.400	11.550 5.7	37.450	71.145			
30		Dayaen Hibon Fédération Française de Gymnastique	16.800 9.600	13.565	39.965	8.800 5.800	8.545 6.7	29.845	69.810			
31		Gabriel Chevalier Fédération Française de Gymnastique	17.800 9.400	15.560	42.760	7.700 4.200	7.675 6.1	25.675	68.435			
32		Eitan Aibi City of Liverpool Gymnastics Club	18.100 9.400	15.085	42.585	6.400 3.700	6.080 4.8	20.980	63.565			
33		Onni Lehtovaara Espoon Telinetaiturit	14.300 9.200	13.690	37.190	6.000 4.200	6.535 5.3	22.035	59.225			
34		Miguel Feyh Turnteam Hessen	16.600 8.900	15.865	41.365	2.900 1.800	3.175 2.9	10.775	52.140			
35		Nick Widdis Anti-Gravity AcroSports	13.200 9.400	14.070	36.670	3.600 2.800	4.435 3.0	13.835	50.505			
36		Saku Jussila Espoon Telinetaiturit	16.100 9.700	13.915	39.715	2.600 2.000	2.830 2.1	9.530	49.245			
37		Thijmen Timmer KDO Apeldoorn	14.000 9.100	12.745	35.845	3.200 2.800	3.700 3.6	13.300	49.145			
38		Leon Kasulke Trampolinakademie TV Blecher	14.400 9.400	12.835	36.635	2.800 1.700	2.615 1.1	8.215	44.850			
39		Sem Van Tol SV Omnia Aalsmeer	1.400 1.000	1.380	3.780	9.900 9.300	12.050 8.4	39.650	43.430			

Tabelle2

Girls class I 13-14 years												
#	Name	Compulsory		Voluntary		Prelims	Finals					
Ranking	Nation	Club / Organization	Exec HD	ToF Diff	Penalty Total	Exec HD	ToF Diff	Penalty Total	# Score	Exec HD	ToF Diff	Penalty Total
1		Lydia Sofia Tsakalidou Palmos A.C.	17.600 9.500	14.255	-0.2 41.155	15.900 9.200	13.500 10.0	-0.2 48.400	89.555	15.500 9.200	13.745 10.0	48.445
2		Hannah Yates City of Liverpool Gymnastics Club	16.800 9.500	14.280	40.580	14.700 9.400	14.095 8.0	46.195	86.775	16.100 9.400	14.180 8.0	47.680
3		Jessica Graham City of Liverpool Gymnastics Club	15.900 9.100	13.915	38.915	14.100 9.600	13.505 9.6	46.805	85.720	14.900 9.000	13.750 9.6	47.250
4		Lucie Moret Swiss gymnastic federation	16.000 9.700	15.110	40.810	14.600 9.500	12.695 9.2	45.995	86.805	15.300 9.500	12.940 9.2	46.940
5		Anthi Tsiogeorgi Palmos A.C.	17.300 9.500	13.670	40.470	15.900 8.800	13.115 8.4	46.015	86.485	15.900 9.300	13.215 8.4	46.815
6		Megan Brouwers FlikFlak	17.100 9.600	13.290	39.990	15.600 9.000	12.805 8.3	45.705	85.695	15.400 9.100	12.860 8.3	45.660
7		Sheridan Kola NTB	16.200 9.700	14.105	40.005	15.100 9.500	14.055 7.6	46.255	86.260	13.400 8.500	12.825 5.9	40.625
8		Hannah Ronsiek-Niederbrocker NTB	16.500 9.600	14.110	40.210	15.000 9.400	13.905 7.6	45.905	86.115	4.500 2.700	4.380 3.0	14.580
9		Senna Van Gelder FlikFlak	16.300 9.700	14.120	40.120	14.300 9.200	13.665 8.2	45.365	85.485			
10		Eline Westhuis G.v. Sparta Ermelo	16.400 9.200	13.345	38.945	15.000 9.100	13.110 9.1	46.310	85.255			
11		Ese Davis Lenig en Vlug	14.900 9.300	14.110	38.310	14.800 9.100	14.025 8.6	46.525	84.835			
12		Anouchka Van Haaren Pro Patria	16.300 9.000	13.375	38.675	14.900 8.900	13.245 8.5	45.545	84.220			
13		Tea Ala-Laurila Espoon Telimetaiturit	16.300 9.900	12.265	38.465	15.400 9.600	12.445 7.6	45.045	83.510			
14		Apolena Svabikova Sokol Kampa Praha	15.700 9.200	13.365	38.265	14.400 9.300	13.295 7.9	44.895	83.160			
15		Joy Van Keijzerswaard IVIJ	15.400 9.800	13.755	38.955	12.600 9.600	13.300 8.2	43.700	82.655			
16		Suman Ramharakh Pro Patria	15.700 9.500	12.700	37.900	13.800 9.600	12.665 8.5	44.565	82.465			
17		Torja Veeser Triffis Alkmaar	16.300 9.900	12.410	38.610	14.300 9.700	12.375 7.1	43.475	82.085			
18		Yerusha Messelink Springbokken	14.800 9.500	12.940	37.240	14.200 9.400	13.330 7.8	44.830	82.070			
19		Maria Ana Monteiro Associação Académica de Coimbra	15.900 9.300	13.285	38.485	13.100 8.900	13.195 7.8	42.995	81.480			
20		Johanna Schrier Forza Goes	13.900 9.500	14.025	37.425	12.500 9.400	13.895 8.2	43.995	81.420			
21		Melia Pavlopoulos TSH	15.400 9.400	12.805	37.605	15.400 9.300	12.640 6.1	43.440	81.045			
22		Fabienne Vogel TSH	15.800 9.500	12.290	37.590	13.600 9.000	11.965 8.1	42.665	80.255			
23		Camilla Patisso Colonna S.G. Milano 2000	15.700 9.500	13.085	38.285	13.300 9.200	11.980 7.3	41.780	80.065			
24		Renske Groen KDO Apeldoorn	14.400 9.400	12.635	36.435	13.700 9.400	12.695 7.8	43.395	79.830			
25		Emma De Neve Gymmax VZW	14.500 9.300	12.430	36.230	14.600 9.400	12.350 6.5	42.850	79.080			
26		Marilou Van Iersel G.v. Sparta Ermelo	14.400 9.300	13.280	36.980	13.300 9.300	13.060 5.8	41.460	78.440			
27		Asia Vučetić S.G. Milano 2000	13.500 9.000	13.090	35.590	12.700 8.600	12.820 8.1	42.220	77.810			
28		Lieke Huisman KDO Apeldoorn	14.400 9.000	13.175	36.575	12.100 8.100	11.660 7.2	39.060	75.635			
29		Celeste Van Winkoop KDO Apeldoorn	13.200 9.300	11.810	34.310	10.200 9.300	12.115 8.1	39.715	74.025			
30		Bauke Stichelhout Sportac '86 Deinze	13.300 8.600	11.160	33.060	12.600 9.800	12.330 6.0	40.730	73.790			
31		Lynn Koekkoek KDO Apeldoorn	13.200 9.500	12.645	35.345	11.100 9.500	12.385 4.8	37.785	73.130			
32		Jamie-lee Vasse Agilitas	11.000 8.700	10.965	30.665	11.400 9.000	11.445 4.8	36.645	67.310			
33		Taja Repovs SD Sokol Bežigrad	12.700 8.800	11.305	30.805	11.000 7.500	9.540 4.3	32.340	63.145			
34		Sofija Ostrovska BJC Daugmale	5.900 3.600	5.665	15.165	14.400 9.600	14.145 8.1	46.245	61.410			
35		Maylda Nowaczyk Polish Gymnastic Association	14.300 9.300	14.295	37.895	6.200 3.700	5.890 4.6	20.390	58.285			
36		Matilde Almeida Associação Académica de Coimbra	14.300 8.900	13.070	36.270	5.500 3.900	5.205 3.0	17.605	53.875			
37		Betina Woell Munich-Airriders e.V.	16.200 9.200	14.115	39.515	4.500 2.000	2.860 3.0	12.360	51.875			
38		Kobie Indehberg Gym 90 Beringen	2.700 1.800	2.680	7.180	10.900 8.600	12.560 6.9	38.960	46.140			
39		Valerie Bosschart G.v. Sparta Ermelo	16.700 9.100	13.640	39.440	1.300 0.900	1.390 1.5	5.090	44.530			
—		Aurelia Eisöffel MTV Bad Kreuznach	16.700 9.800	13.665	40.160	1.300 9.500	13.330 8.2	45.830	86.000			
—		Jessica Ferreira MTV Bad Kreuznach	16.200 9.600	13.620	39.420	12.600 8.900	13.580 8.1	43.180	82.600			
—		Julia Verdonk Springbokken	11.500 8.700	10.840	31.040	13.200 9.700	11.870 5.2	39.970	71.010			

Tabelle2

Boys class I 15-16 years												
#	Name		Compulsory			Voluntary			Prelims	Finals		
Ranking	Nation	Club / Organization	Exec-HD	ToF Diff	Penalty Total	Exec-HD	ToF Diff	Penalty Total	# Score	Exec-HD	ToF Diff	Penalty Total
1		Samuele Patisso Colonna S.G. Milano 2000	17.300 9.400	16.375	43.075	14.500 9.300	15.680 14.2	53.680	96.755	14.400 9.300	15.480 14.2	53.380
2		Yerlan Tasmagambetov Kazakhstan	17.900 9.600	15.850	43.350	14.300 9.000	14.145 13.1	50.545	93.895	14.600 9.400	14.525 13.7	52.225
3		Ben Miller City of Liverpool Gymnastics Club	16.300 8.900	16.765	41.965	13.600 9.700	16.435 11.6	51.335	93.300	5.800 3.600	6.580 4.6	20.580
4		Martin Bland City of Liverpool Gymnastics Club	18.400 9.400	16.395	44.195	15.300 9.200	15.440 14.2	54.140	98.335	4.600 2.700	4.960 4.7	16.960
5		Caio Lauthermann SC Cottbus Turnen e.V.	18.300 9.200	16.820	44.320	14.900 9.600	15.705 14.8	55.005	99.325	4.300 2.700	5.070 4.7	16.770
6		Baptiste Leroux Fédération Française de Gymnastique	16.200 9.300	15.025	40.525	15.500 9.300	15.550 11.4	51.750	92.275	1.500 0.900	1.635 1.7	5.735
7		Sergey Galitskiy Kazakhstan	17.400 9.500	15.975	42.875	14.800 8.600	15.370 11.8	50.570	93.445	1.600 0.900	1.725 1.5	5.725
8		Joao Duarte Sporting Clube Portugal	17.400 9.500	15.545	42.445	14.300 9.500	15.040 10.5	49.340	91.785	1.400 1.000	1.640 1.5	5.540
9		Darwin Billiet Lenig en Vlug	15.500 9.300	15.510	40.310	13.100 9.400	15.010 13.6	51.110	91.420			
10		Simon Hofmann TB Ruit	17.700 9.500	15.495	42.695	13.500 9.300	14.880 10.3	47.980	90.675			
11		Paul Meinert Trampolinakademie TV Blecher	17.500 9.600	14.885	41.985	15.000 9.900	14.520 9.1	48.520	90.505			
12		Robert Armstrong City of Liverpool Gymnastics Club	16.100 9.800	16.055	41.955	12.200 9.100	14.880 11.1	47.280	89.235			
13		Zak Perzamanos City of Liverpool Gymnastics Club	18.000 9.500	16.940	44.440	11.000 7.200	13.205 12.5	43.905	88.345			
14		Lars Garmann SC Cottbus Turnen e.V.	15.300 8.800	14.855	38.955	14.600 8.900	14.160 11.1	48.760	87.715			
15		Victor Remy Fédération Française de Gymnastique	16.900 9.300	15.845	42.045	12.600 9.400	14.550 8.8	45.350	87.395			
16		Eduard Melnichuk NTB	15.500 9.000	15.310	39.810	13.600 8.900	14.475 10.3	47.275	87.085			
17		Wessel De Kruijff KDO Apeldoorn	15.700 9.500	14.665	39.865	12.700 9.200	14.085 9.1	45.085	84.950			
18		Ralph Van Tilborg KDO Apeldoorn	17.300 9.400	15.065	41.765	11.600 8.100	12.740 10.4	42.840	84.605			
19		Adam Senký Sokol Kampa Praha	13.800 9.300	15.170	38.270	11.600 8.900	14.920 8.5	43.920	82.190			
20		Jonas Brodsky Sokol Kampa Praha	13.600 9.300	14.065	36.965	12.700 9.200	13.500 8.0	43.400	80.365			
21		Joel Savelainen Espoon Telinetaiturit	17.200 9.300	15.175	41.675	8.500 5.300	8.775 7.7	30.275	71.950			
22		Cayden Ham KDO Apeldoorn	14.300 9.300	13.425	37.025	10.000 7.800	11.030 4.6	33.430	70.455			
23		Janez Adamic Slovenian Gymnastics Federation	9.500 6.600	10.950	27.050	11.100 9.000	13.445 8.5	42.045	69.095			
24		Nard Tieleman Forza Goes	17.000 9.300	16.380	42.680	4.800 3.600	6.045 5.4	19.845	62.525			
25		Noa Wyss Swiss gymnastic federation	16.900 9.100	16.210	42.210	3.800 2.600	4.715 4.2	15.315	57.525			
26		Wiktor Starczynski Polish Gymnastic Association	17.800 9.700	15.560	43.060	4.400 2.500	4.565 2.9	14.365	57.425			
27		Carson Clouse Anti-Gravity AcroSports	12.900 8.900	13.295	35.095	4.200 3.400	5.055 3.4	16.055	51.150			
28		Luka Bodlaj Slovenian Gymnastics Federation	3.900 2.800	3.875	10.575	11.400 8.900	11.915 5.2	37.415	47.990			

Tabelle2

Girls class I 15-16 years												
#	Name	Compulsory			Voluntary			Prelims	Finals			
Ranking	Nation	Club / Organization	Exec-HD	ToF Diff	Penalty Total	Exec-HD	ToF Diff	Penalty Total	# Score	Exec-HD	ToF Diff	Penalty Total
1		Grace Bagguley City of Liverpool Gymnastics Club	17.500 9.900	14.285	41.685	16.000 9.100	13.670 9.9	48.670	90.355	15.800 9.800	13.660 9.9	49.160
2		Viktoriya Butolina Kazakhstan	18.200 9.800	15.160	43.160	16.000 9.500	14.205 13.1	52.805	95.965	14.300 8.900	13.555 12.1	48.855
3		Vanessa Imle MTV Stuttgart	17.600 9.500	14.930	42.030	16.900 9.400	14.620 8.6	49.520	91.550	15.900 9.400	14.730 8.6	48.630
4		Clea Brousse Fédération Française de Gymnastique	17.300 9.700	14.680	41.680	16.000 9.100	14.130 9.7	48.930	90.610	15.000 9.100	13.900 10.4	48.400
5		Nina Pape NTB	17.400 9.500	15.360	42.260	15.700 9.600	14.540 9.1	48.940	91.200	15.000 9.500	13.835 9.1	47.435
6		Jana Zimmerhackel MTV Stuttgart	17.600 9.600	14.350	41.550	16.400 9.200	13.935 8.6	48.135	89.685	15.600 9.100	14.020 8.6	47.320
7		Lavinia Bitterli Swiss gymnastic federation	18.000 9.700	14.700	42.400	16.100 9.400	13.475 10.0	48.975	91.375	16.200 9.200	13.970 6.8	46.170
8		Chiara Cecchi SG Etruria 1897 ASD	18.400 9.400	14.540	42.340	16.800 9.200	14.030 9.6	49.630	91.970	8.300 4.400	6.965 5.1	24.765
9		Barbora Rysava Sokol Kampa Praha	17.500 9.500	14.815	41.615	16.000 9.500	14.385 8.2	47.885	89.500			
10		Luisa Braaf Trampolinakademie TV Blecher	17.000 9.600	14.690	41.290	15.600 8.900	14.010 9.7	48.210	89.500			
11		Saskia Lauhöfer Turnteam Hessen	16.800 9.000	15.000	40.800	15.500 9.600	14.310 9.1	48.510	89.310			
12		Augustus Davis Lenig en Vlug	17.300 9.400	14.345	41.045	15.800 9.000	14.115 9.3	48.215	89.260			
13		Zelie Riou Fédération Française de Gymnastique	17.100 9.100	14.250	40.450	15.900 9.300	13.990 9.5	48.690	89.140			
14		Femke Van Heuverswyn Lenig en Vlug	16.900 9.600	13.870	40.370	15.300 9.100	13.150 9.8	47.350	87.720			
15		Julia Van Ham FlikFlak	15.900 9.200	14.740	39.840	14.200 8.700	14.145 10.5	47.545	87.385			
16		Terese Boeve G.v. Sparta Ermelo	17.000 9.200	13.598	39.795	15.200 9.200	13.120 9.9	47.520	87.315			
17		Tia Inskip-Clarkson City of Liverpool Gymnastics Club	16.500 9.500	13.755	39.755	15.000 9.500	13.255 9.6	47.355	87.110			
18		Anna Tyllerova Sokol Kampa Praha	16.200 8.900	14.220	39.320	15.600 9.600	13.765 8.8	47.765	87.085			
19		Fiona Schneider Trampolinakademie TV Blecher	16.100 9.700	13.855	39.655	15.400 9.500	13.720 8.7	47.320	86.975			
20		Sophie Stroes FlikFlak	16.200 9.400	13.605	39.205	14.700 9.500	13.540 9.7	47.440	86.645			
21		Caitlin Van Den Heuvel FlikFlak	17.100 9.400	14.310	40.810	15.200 9.100	13.520 8.0	45.820	86.630			
22		Isalyne Poilvet Fédération Française de Gymnastique	16.500 9.400	13.385	39.285	14.600 9.600	12.885 9.7	46.785	86.070			
23		Kiera Shaw City of Liverpool Gymnastics Club	15.600 9.300	13.775	38.675	14.200 9.300	12.835 10.5	46.835	85.510			
24		Alyssa Clements Anti-Gravity AcroSports	15.300 9.200	13.770	38.270	15.200 9.500	13.050 8.5	46.250	84.520			
25		Melissa Klein Pro Patria	16.900 9.500	13.435	39.835	14.200 9.100	13.160 8.2	44.660	84.495			
26		Anja Boeve G.v. Sparta Ermelo	16.100 9.500	13.765	39.365	13.400 9.100	13.185 9.4	45.085	84.450			
27		Rita Abrantes Associação Académica de Coimbra	15.900 9.100	13.485	38.485	14.800 9.500	13.200 8.2	45.700	84.185			
28		Lisa Wolterman SV Omnia Aalsmeer	14.600 9.800	14.395	38.795	13.700 9.700	14.155 6.3	43.855	82.650			
29		Pleun Van Den Boogaart FlikFlak	16.300 9.600	12.765	38.665	13.800 9.000	12.890 8.1	43.790	82.455			
30		Tess Ignatius KDO Apeldoorn	15.200 9.400	14.005	38.605	12.600 9.200	13.615 8.2	43.615	82.220			
31		Aada Sohlberg Espoon Telineatituri	14.100 9.400	13.580	37.080	13.500 9.000	13.675 7.6	43.775	80.855			
32		Laura Van Twillert Agilitas	14.800 9.500	13.010	37.310	14.000 9.000	12.955 5.7	41.655	78.965			
33		Paige Martin Anti-Gravity AcroSports	14.200 9.200	12.715	36.115	13.500 9.600	12.620 5.9	41.620	77.735			
34		Sabine Boegman SV Omnia Aalsmeer	13.800 8.700	12.930	35.430	12.500 9.200	12.960 7.2	41.860	77.290			
35		Louise Lecluyse Sportac '86 Deinze	13.800 9.300	11.750	34.850	13.900 9.400	12.395 6.0	41.695	76.545			
36		Soca Srsen Slovenian Gymnastics Federation	13.000 9.400	12.745	35.145	12.700 9.000	12.885 6.8	41.385	76.530			
37		Anoushka Plas TVJ	14.000 9.400	12.625	36.025	12.300 9.300	12.080 6.3	39.980	76.005			
38		Natalie Huslarova Sokol Kampa Praha	15.300 9.400	13.410	38.110	11.900 8.000	10.870 6.9	37.670	75.780			
39		Aniek Doorten TSV Hoogezaand	13.500 9.200	11.455	34.155	14.200 9.700	11.605 5.8	41.305	75.460			
40		Maria Cunha Associação Académica de Coimbra	14.800 8.900	12.580	36.280	12.700 7.600	11.690 5.3	37.290	73.570			
41		Lara Ernisa Slovenian Gymnastics Federation	11.700 9.300	12.795	33.795	10.300 9.200	12.355 7.1	38.955	72.750			
42		Tarin Kulenovic ŠD Sokol Bežigrad	12.000 9.400	12.260	33.660	11.200 9.500	12.235 5.7	38.635	72.295			
43		Liza Bodlaj Slovenian Gymnastics Federation	10.800 9.100	13.015	32.915	10.700 8.900	12.590 5.6	37.790	70.705			
44		Adela Pretlova Sokol Kampa Praha	4.500 2.800	4.300	11.600	12.300 9.000	13.260 7.5	42.060	53.660			
45		Evrídiki Argyri Palmos A.C.	1.800 1.000	1.485	4.285	16.500 9.300	13.210 9.0	48.010	52.295			
46		Nadine Schwartz TB Ruit	16.200 9.200	13.435	38.835	3.000 1.800	2.650 2.5	9.950	48.785			
47		Anja Zbinden Swiss gymnastic federation	17.700 9.400	14.395	41.495	1.600 1.000	1.415 1.5	-0.4	5.115	46.610		
48		Aleksandra Veselova BJC Daugmale	16.300 9.200	14.275	39.775	1.600 0.900	1.480 1.3	5.280	45.055			
49		Petra Arcon Slovenian Gymnastics Federation	3.800 2.800	4.180	10.780	5.100 3.900	5.540 2.9	17.440	28.220			
—		Femke Hatzmann Springbokken	11.500 8.700	10.065	30.270	12.500 9.400	11.005 5.2	38.100	68.370			

Tabelle2


Men class II all ages												
#	Name	Compulsory			Voluntary				Prelims	Finals		
Ranking	Nation	Club / Organization	Exec-HD	ToF Diff	Penalty Total	Exec-HD	ToF Diff	Penalty Total	# Score	Exec-HD	ToF Diff	Penalty Total
1		Rikkert Veldhuizen Agilitas	17.100 9.400	16.270	42.770	16.400 9.500	16.250 8.2	50.150	92.920	16.200 9.300	16.390 8.0	49.890
2		Nicolas Deschères Sportac '86 Deinze	15.900 9.400	14.875	40.175	15.200 9.600	14.485 8.0	47.285	87.460	16.100 9.800	14.985 8.0	48.885
3		Oscar Carey City of Liverpool Gymnastics Club	17.600 9.900	15.105	42.605	15.300 9.200	14.220 9.3	46.720	89.325	16.100 9.600	14.240 8.0	47.940
4		Luis Simoes Associação Académica de Coimbra	16.400 9.300	15.710	41.410	16.100 9.600	15.755 6.4	47.855	89.265	14.300 9.100	15.420 7.5	46.320
5		Bram Decraene Sportac '86 Deinze	14.500 9.100	14.560	38.160	14.200 9.200	14.795 8.0	46.195	84.355	13.400 9.300	14.380 8.0	45.080
6		Richard Van Overbeek Pro Patria	16.400 9.400	13.240	39.040	15.400 9.200	13.155 7.8	45.555	84.595	14.700 9.100	13.170 7.8	44.770
7		Jens Praet Gymmax VZW	15.700 9.500	14.970	40.170	15.600 9.400	15.175 8.7	48.175	88.345	2.000	3.025 2.5	10.525
8		Peppijn Dohmen FlikFlak	16.400 9.200	15.100	40.700	15.100 9.500	15.260 8.6	47.860	88.560	1.400 0.800	1.565 1.3	5.065
9		Boris Claus SV Omnia Aalsmeer	14.300 9.200	15.020	38.520	14.000 9.300	14.465 8.1	45.765	84.285			
10		Pieter Schrier Forza Goes	15.300 9.400	14.190	38.890	13.600 9.400	13.610 9.2	44.610	83.500			
11		Oscar Wildeboer FlikFlak	15.400 9.400	14.705	39.505	12.700 8.500	14.250 8.4	43.450	82.955			
12		Rik Winters Cleton Sports	14.000 9.200	13.975	37.175	14.400 9.200	14.280 7.7	45.580	82.755			
13		Joao Caero Heathrow Gymnastics	14.300 9.500	13.520	37.320	13.800 9.300	13.560 9.0	44.660	81.980			
14		Artemijs Semjonovs BJC Daugmale	14.800 9.400	12.505	36.705	14.300 9.200	12.590 8.4	44.090	80.795			
15		Milan Takkenberg GV Lelystad	13.400 9.000	13.765	36.165	14.200 9.300	14.465 5.7	43.665	79.830			
16		Daniël Blik TSV Hoogezand	13.700 9.500	13.810	37.010	11.800 9.200	13.590 8.9	42.590	79.600			
17		Mate Dominik Heathrow Gymnastics	15.800 9.800	13.385	38.985	12.700 8.600	11.290 7.6	40.190	79.175			
18		Nick Vonk Triffis Alkmaar	12.300 8.100	13.440	31.240	14.900 9.400	15.485 8.0	47.785	79.025			
19		Casper Dokter SV Omnia Aalsmeer	12.800 8.500	12.690	33.990	12.800 9.400	13.805 7.6	43.605	77.595			
20		Kirils Cehnijs BJC Daugmale	13.900 9.700	11.875	35.475	13.700 9.100	11.375 7.8	41.975	77.450			
21		Spencer Van Oorschot FlikFlak	13.900 9.900	11.265	35.065	14.100 9.400	11.440 6.7	41.640	76.705			
22		Mihails Truhins BJC Daugmale	12.900 9.000	11.565	33.465	13.400 9.100	12.035 7.8	42.335	75.800			
23		Patrik Nemeč Sportno drustvo Partizan Rence	13.100 9.600	12.225	34.925	12.700 9.000	12.005 6.7	40.405	75.330			
24		Eriks Lapins BJC Daugmale	13.100 9.300	11.005	33.405	13.300 9.200	10.920 6.3	39.720	73.125			
25		Jure Rupa Sportno drustvo Partizan Rence	11.800 8.300	12.260	32.360	10.400 8.100	11.215 5.9	35.615	67.975			
26		Daniel Kaagman Triffis Alkmaar	7.600 4.500	7.600	19.700	15.300 8.100	14.905 7.8	47.105	66.805			
27		Bjorn Van Beek Cleton Sports	16.900 10.000	14.610	41.510	8.200 4.900	7.460 4.0	24.560	66.070			
28		Pedro Carvalho Associação Académica de Coimbra	15.200 9.800	15.040	40.040	5.600 3.600	5.760 4.2	19.160	59.200			
29		Koen Winkelhorst RGV Ruurlo	4.100 2.600	4.210	10.910	14.700 9.700	14.095 7.3	45.795	56.705			
30		Kiyano De Witte Turnclub Iduna Gent vzw	14.100 9.300	10.460	33.860	1.200 1.000	11.650 1.1	14.950	48.810			
31		Harry Adam Heathrow Gymnastics	14.100 9.400	14.180	37.680	3.000 1.700	2.900 2.3	9.900	47.580			

Tabelle2




































































Women class II all ages												
#	Name	Compulsory	Voluntary			Prelims	Finals					
Ranking	Nation	Club / Organization	Exec HD	ToF Diff	Penalty Total	Exec HD	ToF Diff	Penalty Total	# Score	Exec HD	ToF Diff	Penalty Total
1		Daniëlle Bogaards TSH	16.600 9.400	15.085	41.085	15.900 9.600	14.905 8.1	48.405	89.490	15.200 9.400	14.975 8.0	47.575
2		Tamar Foppen G.v. Sparta Ermelo	16.800 9.600	14.470	40.870	15.000 9.500	13.955 7.8	46.255	87.125	14.700 9.600	14.010 7.8	46.110
3		Eliza Saxton City of Liverpool Gymnastics Club	16.800 9.500	14.070	40.370	16.300 9.500	13.485 8.2	47.285	87.655	15.300 9.200	13.950 7.4	45.850
4		Sophie Van Beek Pro Patria	15.700 9.400	14.570	39.670	14.300 9.200	14.375 8.0	45.875	85.545	14.500 9.000	14.260 8.0	45.760
5		Lottanna Eltringham-Onoura City of Liverpool Gymnastics Club	16.700 9.800	12.820	39.320	15.900 9.800	12.910 8.1	46.610	85.930	15.200 9.200	12.780 8.0	45.180
6		Nienke Bosma FlkFlak	15.900 9.100	13.605	38.605	15.200 9.200	13.580 8.1	45.980	84.585	14.200 8.800	13.790 8.0	44.790
7		Fleur Vander Venet Sportac '86 Deinze	15.200 9.600	14.005	38.805	14.800 9.300	13.910 7.8	45.810	84.615	13.400 9.100	13.780 7.8	44.080
8		Charlotte Mitchell Heathrow Gymnastics	16.400 9.600	14.160	40.160	14.800 9.400	14.220 7.6	46.020	86.180	3.100 1.800	2.800 2.3	10000
9		Lara Wolkenfelt Springbokken	16.200 8.900	13.960	39.060	16.000 9.600	14.275 5.6	45.475	84.535			
10		Tara Buitenhuis RGV Ruurlo	15.800 9.700	14.930	40.430	13.500 9.600	13.070 7.8	43.970	84.400			
11		Madelief Markx G.v. Tumoss	15.900 8.900	13.255	38.055	15.000 9.800	13.345 8.0	46.145	84.200			
12		Nicola Richmond Heathrow Gymnastics	15.400 9.700	14.765	39.865	12.900 9.200	14.005 10.6	44.105	83.970			
13		Amanthis Angenent Triffis Alkmaar	15.700 9.300	13.035	38.035	15.300 9.300	13.200 7.8	45.600	83.635			
14		Shaya Van Houdt Pro Patria	15.200 9.300	13.635	38.135	14.400 9.300	13.685 8.0	45.385	83.520			
15		Lisa Van Der Pas FlkFlak	15.700 9.800	14.025	39.525	14.400 8.800	13.605 7.1	43.905	83.430			
16		Jessica Bogaards TSH	15.700 9.300	13.365	38.365	14.600 9.500	13.255 7.6	44.955	83.320			
17		Zoe Hekelaar TVIJ	15.700 9.500	14.300	39.500	15.200 9.100	13.955 5.5	43.755	83.255			
18		Florentina Kuijpers G.v. Tumoss	15.100 9.700	14.045	38.845	15.100 9.200	14.030 6.0	44.330	83.175			
19		Anna Fakkel Pro Patria	15.100 9.500	13.065	37.665	15.700 9.400	13.135 7.1	45.335	83.000			
20		Insa Klönen TV Schleddehausen	15.600 9.300	13.260	38.160	15.000 9.500	13.435 6.9	44.835	82.995			
21		Delphine Bogaert Turnclub Iduna Gent vzw	16.000 9.200	12.890	38.090	15.100 9.300	12.595 7.8	44.795	82.885			
22		Maria Spring in 't Veld TVIJ	14.900 9.600	13.755	38.255	15.300 9.700	13.840 5.7	44.540	82.795			
23		Hannah Logier Sportac '86 Deinze	15.200 9.400	13.845	38.445	15.100 9.200	13.720 6.2	44.220	82.665			
24		Gina Van Den Brink G.v. Sparta Ermelo	15.900 9.300	13.835	39.035	13.200 9.300	13.090 8.5	43.590	82.625			
25		Rhodé Van Den Brink G.v. Sparta Ermelo	14.800 9.500	13.950	38.250	15.600 9.000	13.955 5.8	44.355	82.605			
26		Anouk Ersten Springbokken	15.400 9.700	13.655	38.755	15.000 9.500	13.440 5.6	43.540	82.295			
27		Felicia Van Der Schoot Pro Patria	15.500 9.200	12.690	37.390	14.700 9.400	12.870 7.1	44.270	81.660			
28		Ruby Flately City of Liverpool Gymnastics Club	15.600 9.400	12.290	37.290	14.700 9.400	12.450 7.8	44.350	81.640			
29		Amy Quinleevan City of Liverpool Gymnastics Club	15.200 9.100	12.195	36.495	15.300 9.700	12.270 7.8	45.070	81.565			
30		Miona Van De Wiel FlkFlak	14.400 9.100	13.520	37.020	14.800 9.300	13.230 6.5	43.830	80.850			
31		Kelly Van Leeuwen Springbokken	15.300 9.600	13.495	38.395	13.500 9.400	12.915 6.6	42.415	80.810			
32		Quinta Baijens SV Omnia Aalsmeer	14.100 9.300	13.590	36.990	13.200 9.300	13.335 7.8	43.635	80.625			
33		Marjolein Steman Cleton Sports	13.900 9.700	13.260	36.860	14.800 9.600	13.120 6.0	43.520	80.380			
34		Abbi Lyons-Killey City of Liverpool Gymnastics Club	14.700 9.300	11.675	35.675	15.100 9.400	12.205 7.6	44.305	79.980			
35		Jolien Boersema Springbokken	12.300 9.300	14.360	35.960	12.500 9.500	14.220 7.8	44.020	79.980			
36		Anouk Dreijer TSV Hoogezand	13.900 9.700	12.620	36.220	15.400 9.700	13.090 5.4	43.590	79.810			
37		Regina Omta SV Omnia Aalsmeer	14.500 9.900	13.095	37.495	12.300 9.400	12.895 7.6	42.195	79.690			
38		Emy Engel GV Lelystad	14.600 9.100	12.805	36.505	15.100 9.100	12.990 5.7	42.890	79.395			
39		Hedwig Van Overbeeke Pro Patria	14.900 9.200	12.225	36.325	13.900 9.100	12.215 7.1	42.315	78.640			
40		Joëlle Van Der Lek Springbokken	14.200 9.400	12.430	36.030	13.300 9.200	12.465 7.4	42.365	78.395			
41		Tilly Hodgekins City of Liverpool Gymnastics Club	15.300 9.500	10.625	35.425	15.400 9.800	10.900 6.3	42.400	77.825			
42		Angelina Gavarane BJC Daugmale	13.000 9.300	12.305	34.605	13.300 9.800	12.290 7.8	43.190	77.795			
43		Veronika Morozova BJC Daugmale	14.600 9.600	11.735	35.935	14.100 9.500	11.750 6.3	41.650	77.585			
44		Marjolein Dijkman TV Actief	13.600 8.600	12.335	34.535	15.700 9.400	13.375 4.4	42.875	77.410			
45		Christel Groothuis Triffis Alkmaar	13.500 8.200	12.425	34.125	14.200 9.100	13.840 6.0	43.140	77.265			
46		Terra Brehler Springbokken	12.800 8.500	12.345	33.645	13.000 9.200	13.380 7.2	42.780	76.425			
47		Lauren Ide Gymnax VZW	14.200 9.000	14.190	35.390	13.500 9.400	13.270 6.8	40.970	76.360			
48		Elise Daniels Gym 90 Beringen	13.200 9.300	13.185	33.685	13.900 9.400	13.365 5.5	42.165	75.850			
49		Alysha Mulder KDO Apeldoorn	12.400 9.300	12.410	34.110	14.300 9.700	12.900 4.5	41.400	75.510			
50		Lisa Schussler Springbokken	13.500 8.500	11.805	33.805	14.000 9.400	12.960 5.2	41.560	75.365			
51		Brenda Frunt FlkFlak	14.500 9.200	13.820	37.520	11.800 7.400	10.885 6.7	36.785	74.305			
52		Manon Vonk TSV Hoogezand	14.400 9.800	12.930	37.130	13.500 8.300	11.625 4.0	36.825	73.955			
53		Lucinda De Graaff SV Omnia Aalsmeer	12.500 9.500	11.680	33.680	12.700 9.400	11.380 6.7	40.180	73.860			
54		Melissa Werkman TSV Hoogezand	12.100 9.200	12.855	32.155	14.500 9.700	12.830 4.4	41.430	73.585			
55		Jewel Hendriks Springbokken	13.500 8.200	10.435	32.135	14.400 9.600	11.420 5.1	40.520	72.655			
56		Meghan Keevy TSH	13.100 7.700	10.100	28.900	16.500 9.500	12.855 4.7	43.555	72.455			
57		Fleur Machielsen G.v. Tumoss	14.200 9.400	13.240	36.840	11.200 7.200	10.630 6.0	35.030	71.870			

Tabelle2

58	 Madelief Wijkstra  Triffis Alkmaar	14.500 9.400	13.080		9,700 36.980 7.300	10.345 5,1		32.445 69.425			
59	 Aniek Maarsseveen  Agilitas	10.500 8.600	11.440		11.900 30.540 9.500	12.150 4,6		38.150 68.690			
60	 Britt Klous  TVIJ	1.600 1.000	14.950		15.000 17.550 9.600	13.860 7,6		46.060 63.610			
61	 Ashley Kuijper  Pro Patria	17.100 9.500	14.235		5,000 40.835 3.500	5,415 4,2		18.115 58.950			
62	 Denice Vis  Pro Patria	16.400 9.600	13.440		6,400 39.440 3.200	5,290 4,0		18.890 58.330			
63	 Savanna Bakker  G.v. Sparta Ermelo	13.900 9.300	12.545		7,200 35.745 4.500	6,520 2,8		21.020 56.765			
64	 Lianne Strijbis  Triffis Alkmaar	14.300 9.100	12.550		-2,0 33.950 4.600	6,575 3,5		22.175 56.125			
65	 Marlies Kok  SV Omnia Aalsmeer	15.500 9.700	12.040		6,100 37.240 3.800	4,895 2,7		17.495 54.735			
66	 Linde Guldemont  Gymmax VZW	8.100 4.800	5.790		11,800 18.690 7.700	9,530 4,6		33.630 52.320			
67	 Liene Segers  Sportac '86 Deinze	13.000 9.200	13.180		3,700 35.380 2.600	4,080 2,9		13.280 48.660			
68	 Merle Ahlers  TV Schleddehausen	14.300 9.400	13.735		3,000 37.435 1.700	2,775 1,6		9.075 46.510			
69	 Denise Prak  WIK-FTC	0.000 0.000	-		14,300 9.400	12,605 7,1		43.405 43.405			